

Local Market Update – April 2022

A RESEARCH TOOL PROVIDED BY THE COLUMBUS REALTORS®
BASED ON RESIDENTIAL LISTING DATA ONLY



Gahanna (Corp.)

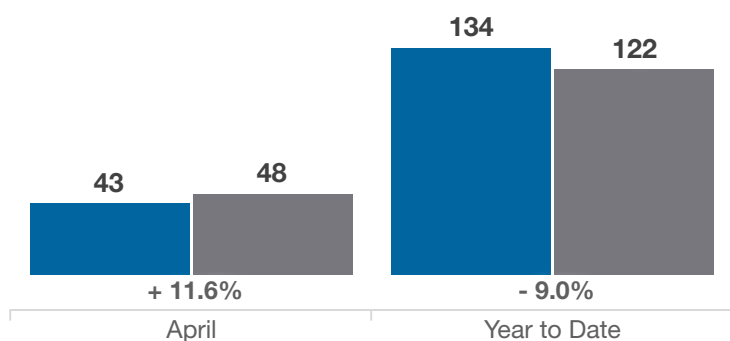
Franklin County

Key Metrics	April			Year to Date		
	2021	2022	% Change	Thru 4-2021	Thru 4-2022	% Change
Closed Sales	43	48	+ 11.6%	134	122	- 9.0%
In Contracts	47	47	0.0%	164	137	- 16.5%
Average Sales Price*	\$293,009	\$342,418	+ 16.9%	\$286,252	\$349,171	+ 22.0%
Median Sales Price*	\$265,000	\$310,000	+ 17.0%	\$263,500	\$307,500	+ 16.7%
Average Price Per Square Foot*	\$170.67	\$196.75	+ 15.3%	\$162.82	\$193.35	+ 18.8%
Percent of Original List Price Received*	104.0%	109.9%	+ 5.7%	103.1%	107.3%	+ 4.1%
Percent of Last List Price Received*	104.4%	109.7%	+ 5.1%	103.3%	107.3%	+ 3.9%
Days on Market Until Sale	13	3	- 76.9%	10	6	- 40.0%
New Listings	38	54	+ 42.1%	166	157	- 5.4%
Median List Price of New Listings	\$280,400	\$332,500	+ 18.6%	\$262,450	\$299,900	+ 14.3%
Median List Price at Time of Sale	\$249,000	\$287,450	+ 15.4%	\$249,900	\$289,950	+ 16.0%
Inventory of Homes for Sale	17	21	+ 23.5%	—	—	—
Months Supply of Inventory	0.4	0.5	+ 25.0%	—	—	—

* Does not account for sale concessions and/or downpayment assistance. | Percent changes are calculated using rounded figures and can sometimes look extreme due to small sample size.

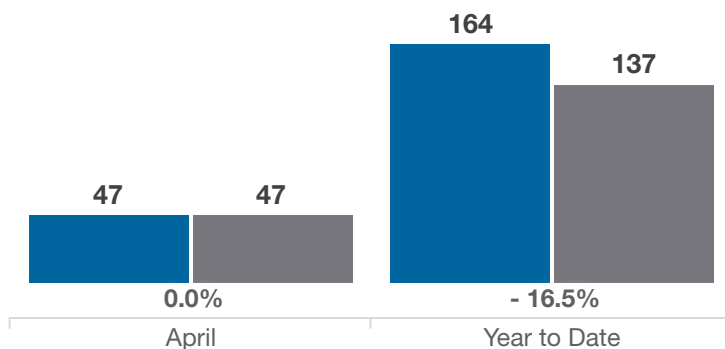
Closed Sales

■ 2021 ■ 2022



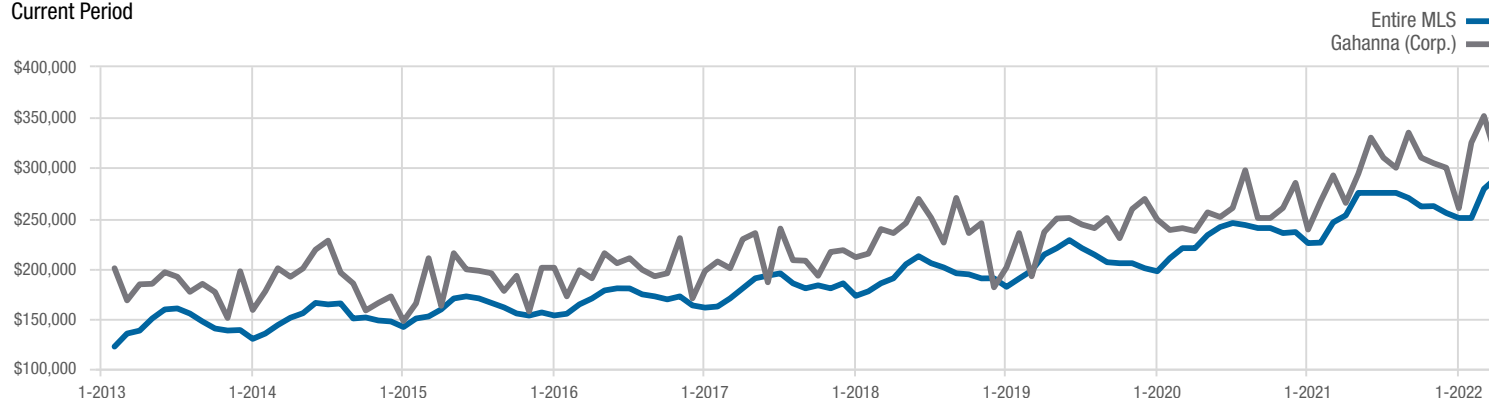
In Contracts

■ 2021 ■ 2022



Median Sales Price

Current Period



Each data point represents the median sales price in a given month.

Local Market Update – April 2022

A RESEARCH TOOL PROVIDED BY THE COLUMBUS REALTORS®
BASED ON RESIDENTIAL LISTING DATA ONLY

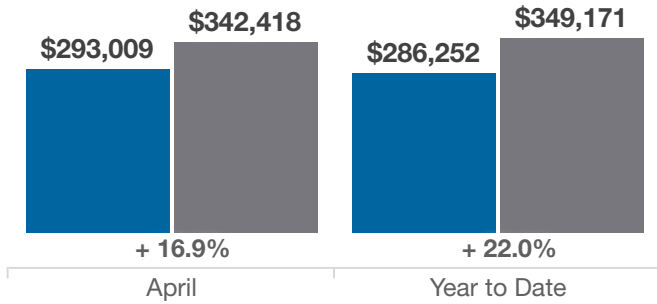


Gahanna (Corp.)

Franklin County

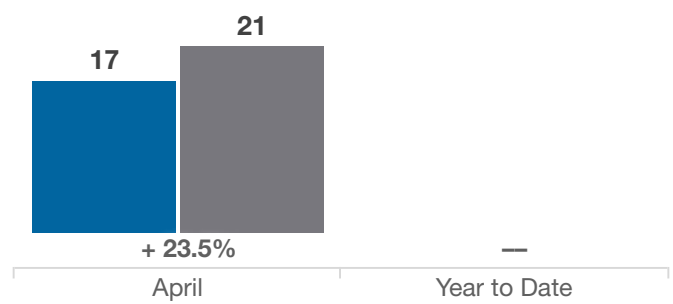
Average Sales Price

■ 2021 ■ 2022



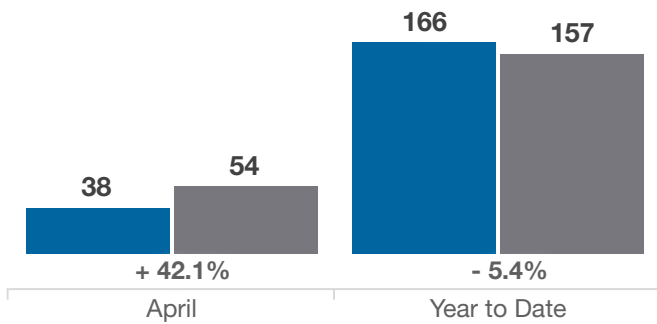
Inventory of Homes for Sale

■ 2021 ■ 2022



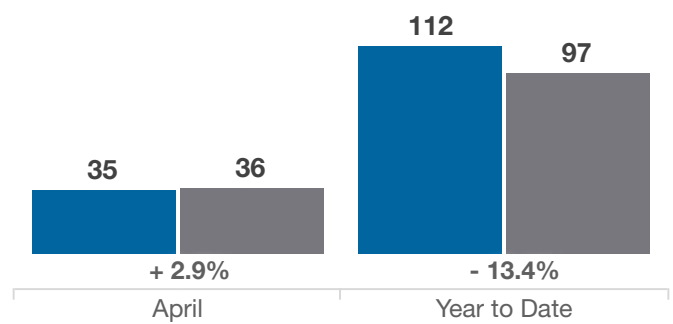
New Listings

■ 2021 ■ 2022



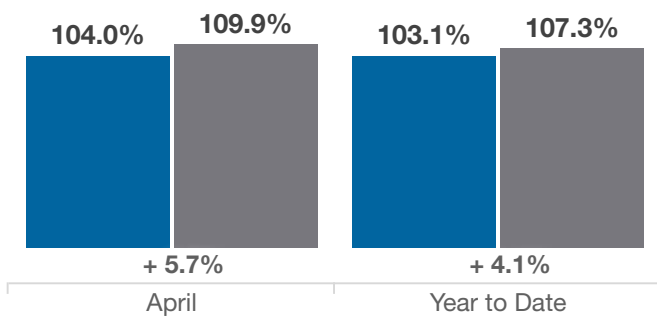
Single Family Sales

■ 2021 ■ 2022



Pct. Of Orig. List Price Received

■ 2021 ■ 2022



Condo Sales

■ 2021 ■ 2022

