

# Local Market Update – April 2022

A RESEARCH TOOL PROVIDED BY THE COLUMBUS REALTORS®  
BASED ON RESIDENTIAL LISTING DATA ONLY



## Gahanna Jefferson City School District

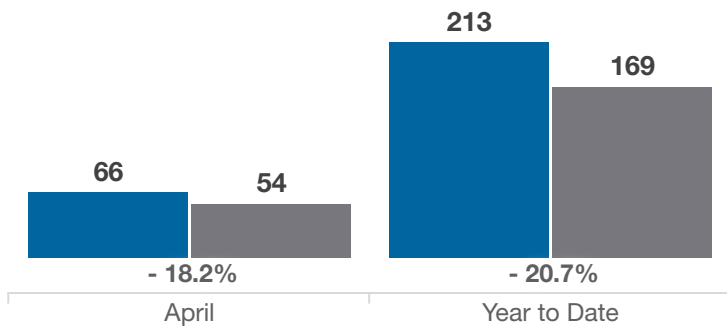
Franklin County

Key Metrics	April			Year to Date		
	2021	2022	% Change	Thru 4-2021	Thru 4-2022	% Change
Closed Sales	66	54	- 18.2%	213	169	- 20.7%
In Contracts	75	66	- 12.0%	259	199	- 23.2%
Average Sales Price*	\$337,886	\$356,603	+ 5.5%	\$338,338	\$391,326	+ 15.7%
Median Sales Price*	\$275,100	\$325,000	+ 18.1%	\$292,500	\$346,500	+ 18.5%
Average Price Per Square Foot*	\$170.04	\$200.29	+ 17.8%	\$162.13	\$193.27	+ 19.2%
Percent of Original List Price Received*	103.0%	109.6%	+ 6.4%	101.7%	106.0%	+ 4.2%
Percent of Last List Price Received*	103.8%	109.3%	+ 5.3%	102.4%	106.1%	+ 3.6%
Days on Market Until Sale	16	4	- 75.0%	17	13	- 23.5%
New Listings	65	82	+ 26.2%	257	214	- 16.7%
Median List Price of New Listings	\$314,900	\$345,000	+ 9.6%	\$295,900	\$329,000	+ 11.2%
Median List Price at Time of Sale	\$267,450	\$294,450	+ 10.1%	\$287,900	\$312,500	+ 8.5%
Inventory of Homes for Sale	31	38	+ 22.6%	—	—	—
Months Supply of Inventory	0.5	0.6	+ 20.0%	—	—	—

\* Does not account for sale concessions and/or downpayment assistance. | Percent changes are calculated using rounded figures and can sometimes look extreme due to small sample size.

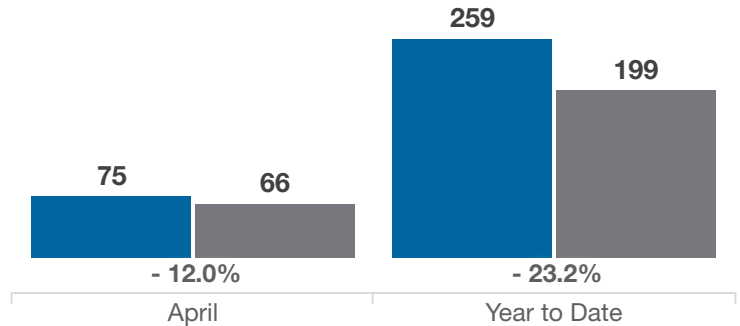
### Closed Sales

■ 2021 ■ 2022



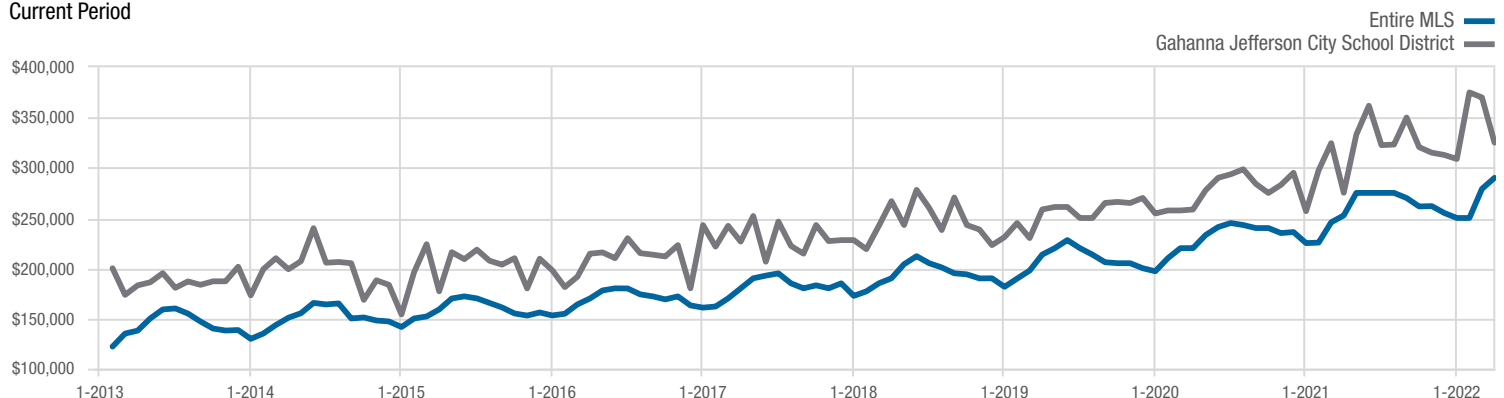
### In Contracts

■ 2021 ■ 2022



### Median Sales Price

Current Period



Each data point represents the median sales price in a given month.

# Local Market Update – April 2022

A RESEARCH TOOL PROVIDED BY THE COLUMBUS REALTORS®  
BASED ON RESIDENTIAL LISTING DATA ONLY

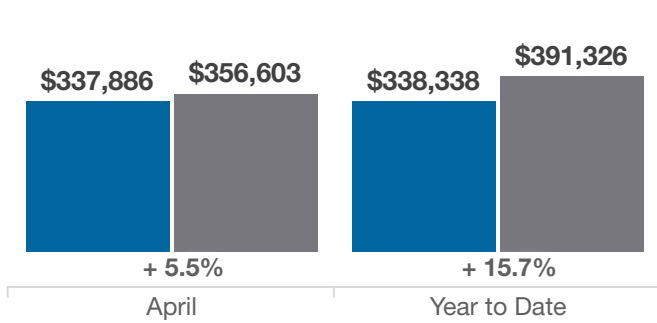


## Gahanna Jefferson City School District

Franklin County

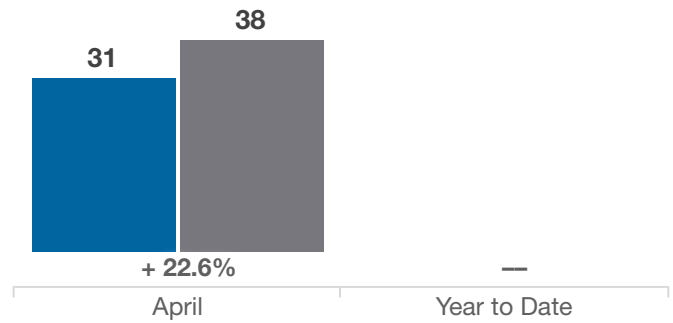
### Average Sales Price

■ 2021 ■ 2022



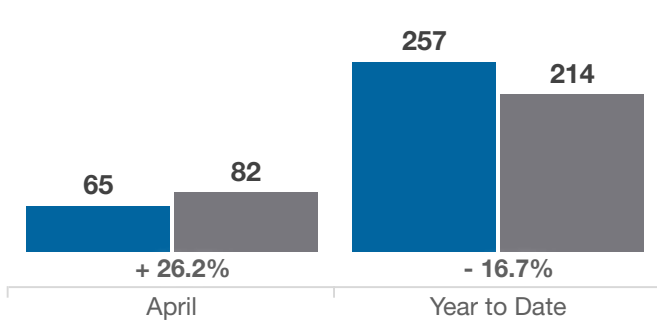
### Inventory of Homes for Sale

■ 2021 ■ 2022



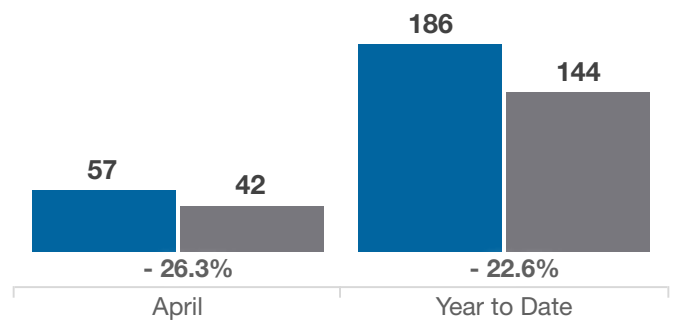
### New Listings

■ 2021 ■ 2022



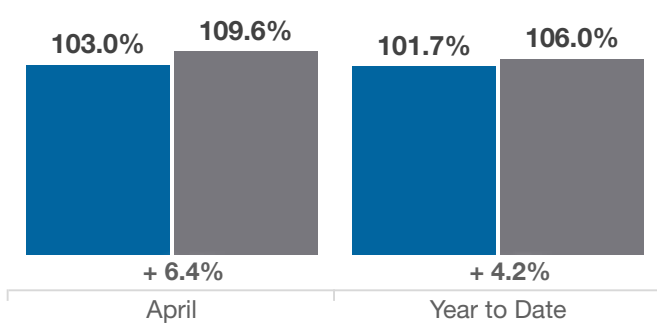
### Single Family Sales

■ 2021 ■ 2022



### Pct. Of Orig. List Price Received

■ 2021 ■ 2022



### Condo Sales

■ 2021 ■ 2022

