

Local Market Update – April 2022

A RESEARCH TOOL PROVIDED BY THE COLUMBUS REALTORS®
BASED ON RESIDENTIAL LISTING DATA ONLY



Groveport Madison Local School District

Franklin County

Key Metrics	April			Year to Date		
	2021	2022	% Change	Thru 4-2021	Thru 4-2022	% Change
Closed Sales	57	62	+ 8.8%	212	185	- 12.7%
In Contracts	61	61	0.0%	223	225	+ 0.9%
Average Sales Price*	\$208,330	\$258,866	+ 24.3%	\$199,030	\$240,798	+ 21.0%
Median Sales Price*	\$196,000	\$253,500	+ 29.3%	\$191,210	\$225,000	+ 17.7%
Average Price Per Square Foot*	\$138.00	\$161.62	+ 17.1%	\$132.67	\$156.05	+ 17.6%
Percent of Original List Price Received*	104.0%	106.2%	+ 2.1%	103.6%	105.2%	+ 1.5%
Percent of Last List Price Received*	104.1%	106.2%	+ 2.0%	103.2%	105.1%	+ 1.8%
Days on Market Until Sale	7	8	+ 14.3%	8	8	0.0%
New Listings	51	64	+ 25.5%	217	240	+ 10.6%
Median List Price of New Listings	\$174,900	\$215,000	+ 22.9%	\$174,900	\$239,000	+ 36.6%
Median List Price at Time of Sale	\$184,900	\$235,000	+ 27.1%	\$185,000	\$219,700	+ 18.8%
Inventory of Homes for Sale	17	33	+ 94.1%	—	—	—
Months Supply of Inventory	0.3	0.5	+ 66.7%	—	—	—

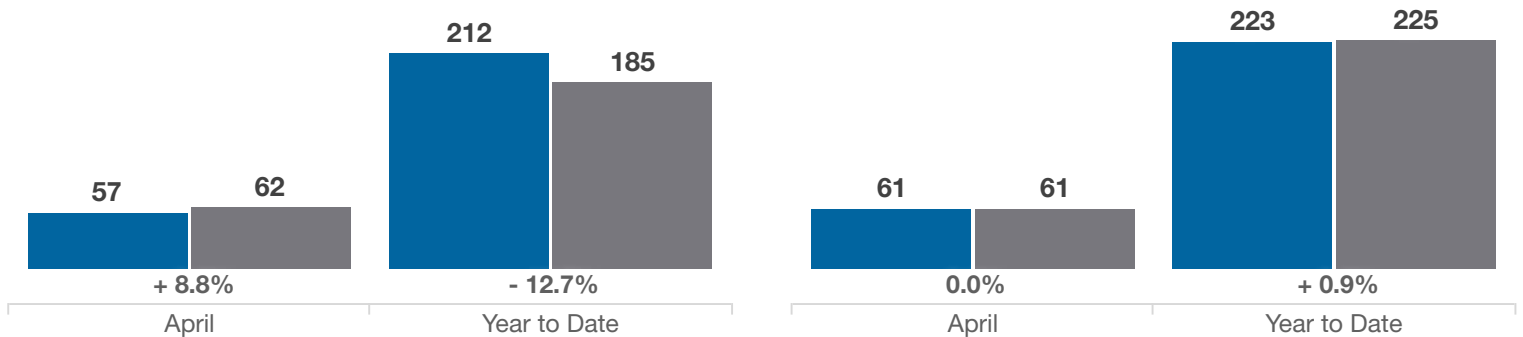
* Does not account for sale concessions and/or downpayment assistance. | Percent changes are calculated using rounded figures and can sometimes look extreme due to small sample size.

Closed Sales

■ 2021 ■ 2022

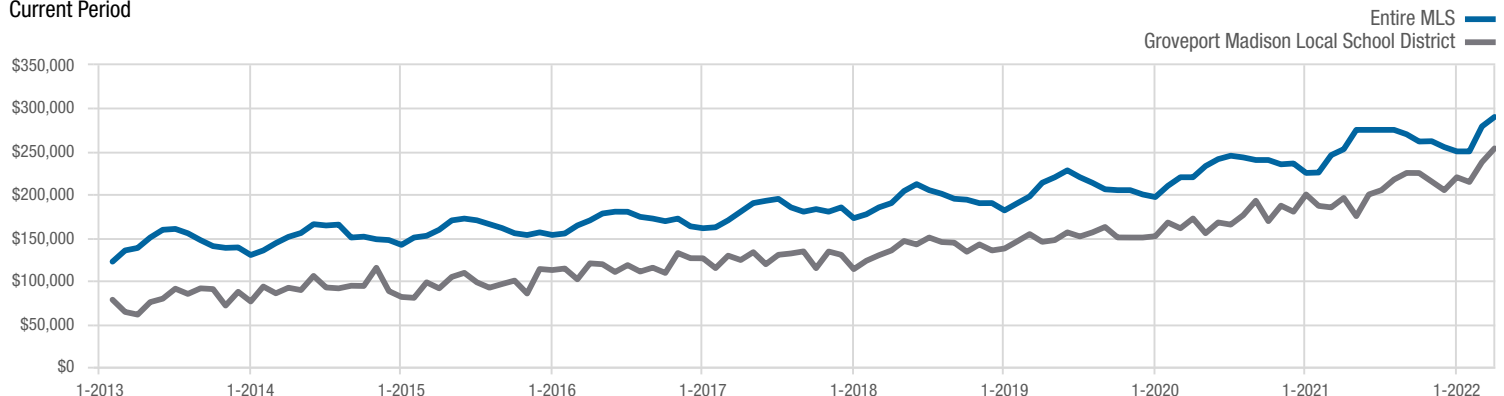
In Contracts

■ 2021 ■ 2022



Median Sales Price

Current Period



Each data point represents the median sales price in a given month.

Local Market Update – April 2022

A RESEARCH TOOL PROVIDED BY THE COLUMBUS REALTORS®
BASED ON RESIDENTIAL LISTING DATA ONLY

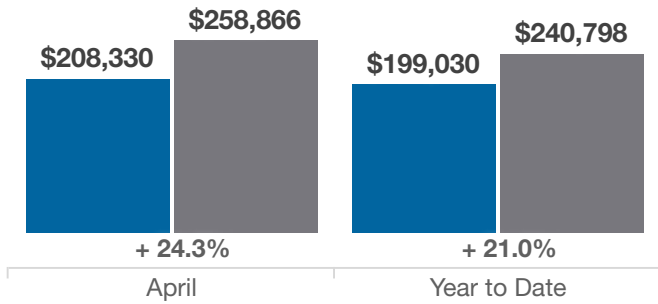


Groveport Madison Local School District

Franklin County

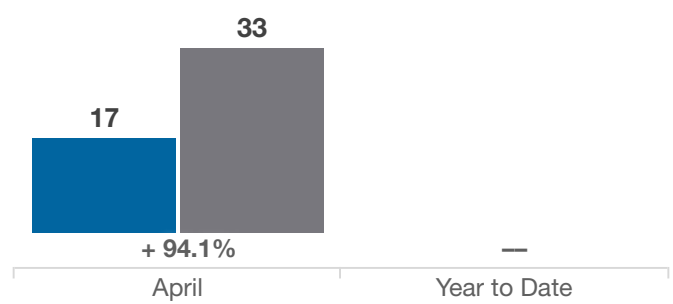
Average Sales Price

■ 2021 ■ 2022



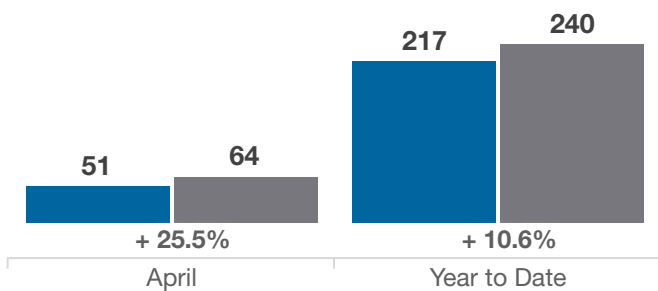
Inventory of Homes for Sale

■ 2021 ■ 2022



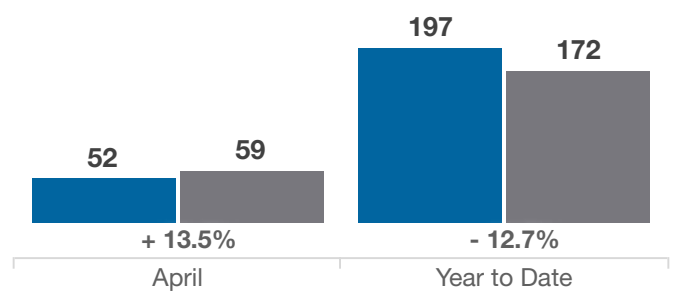
New Listings

■ 2021 ■ 2022



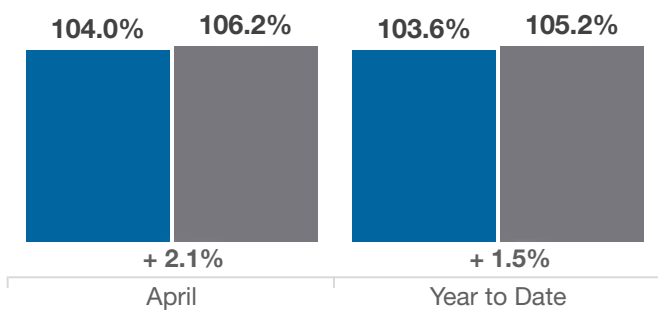
Single Family Sales

■ 2021 ■ 2022



Pct. Of Orig. List Price Received

■ 2021 ■ 2022



Condo Sales

■ 2021 ■ 2022

