

# Local Market Update – April 2022

A RESEARCH TOOL PROVIDED BY THE COLUMBUS REALTORS®  
BASED ON RESIDENTIAL LISTING DATA ONLY



## Minerva Park (Corp.)

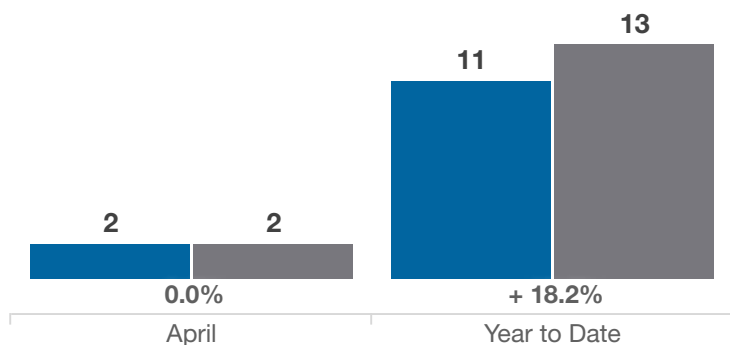
Franklin County

Key Metrics	April			Year to Date		
	2021	2022	% Change	Thru 4-2021	Thru 4-2022	% Change
Closed Sales	2	2	0.0%	11	13	+ 18.2%
In Contracts	5	5	0.0%	13	10	- 23.1%
Average Sales Price*	\$245,551	\$392,000	+ 59.6%	\$275,173	\$321,046	+ 16.7%
Median Sales Price*	\$245,551	\$392,000	+ 59.6%	\$299,900	\$309,000	+ 3.0%
Average Price Per Square Foot*	\$156.13	\$241.53	+ 54.7%	\$158.80	\$203.48	+ 28.1%
Percent of Original List Price Received*	110.6%	119.4%	+ 8.0%	104.1%	108.7%	+ 4.4%
Percent of Last List Price Received*	110.6%	119.4%	+ 8.0%	104.5%	108.7%	+ 4.0%
Days on Market Until Sale	3	3	0.0%	12	5	- 58.3%
New Listings	11	6	- 45.5%	16	13	- 18.8%
Median List Price of New Listings	\$325,000	\$264,950	- 18.5%	\$304,450	\$339,900	+ 11.6%
Median List Price at Time of Sale	\$222,400	\$324,400	+ 45.9%	\$299,000	\$295,000	- 1.3%
Inventory of Homes for Sale	6	2	- 66.7%	—	—	—
Months Supply of Inventory	1.8	0.5	- 72.2%	—	—	—

\* Does not account for sale concessions and/or downpayment assistance. | Percent changes are calculated using rounded figures and can sometimes look extreme due to small sample size.

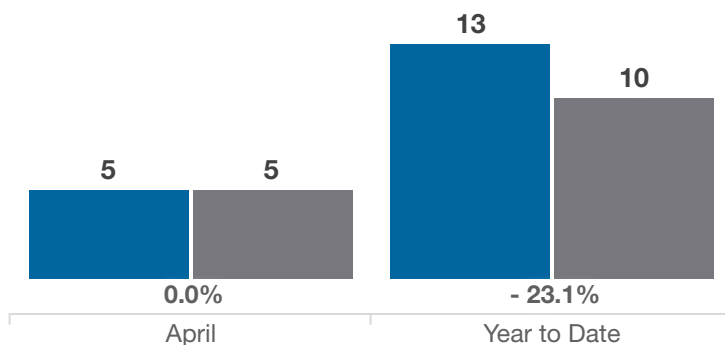
### Closed Sales

■ 2021 ■ 2022



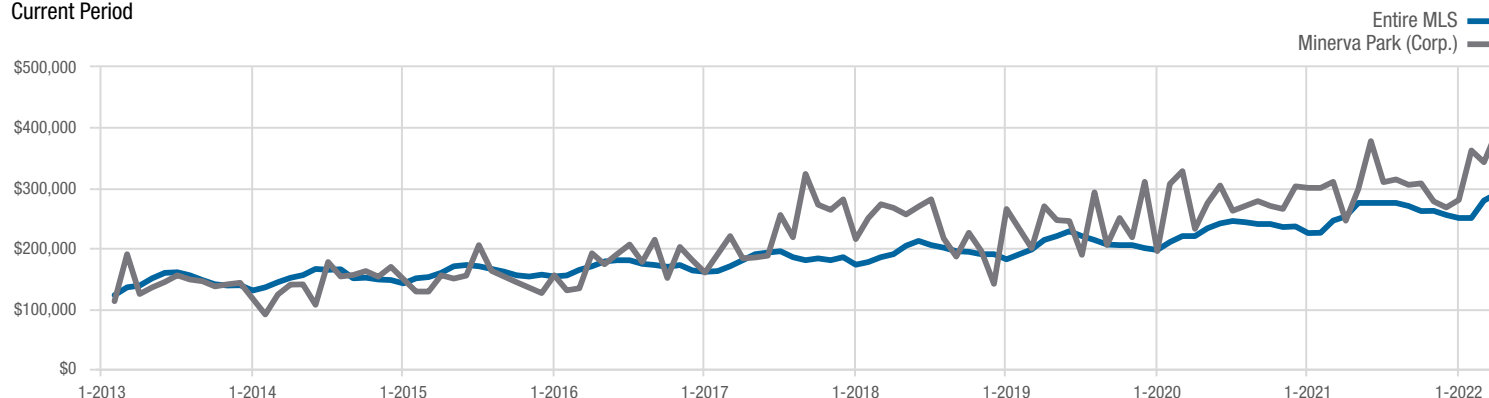
### In Contracts

■ 2021 ■ 2022



### Median Sales Price

Current Period



Each data point represents the median sales price in a given month.

# Local Market Update – April 2022

A RESEARCH TOOL PROVIDED BY THE COLUMBUS REALTORS®  
BASED ON RESIDENTIAL LISTING DATA ONLY

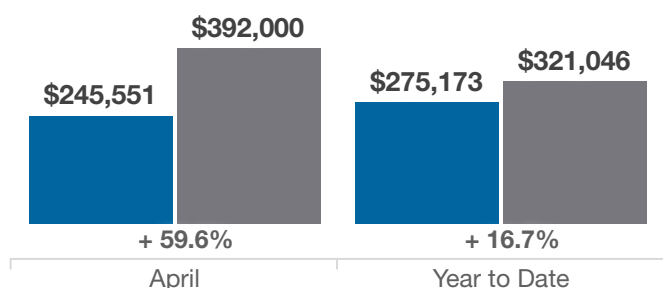


## Minerva Park (Corp.)

Franklin County

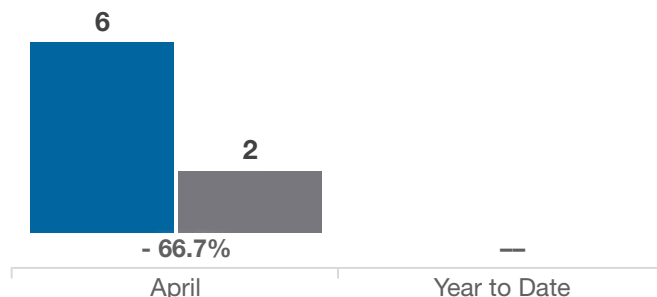
### Average Sales Price

■ 2021 ■ 2022



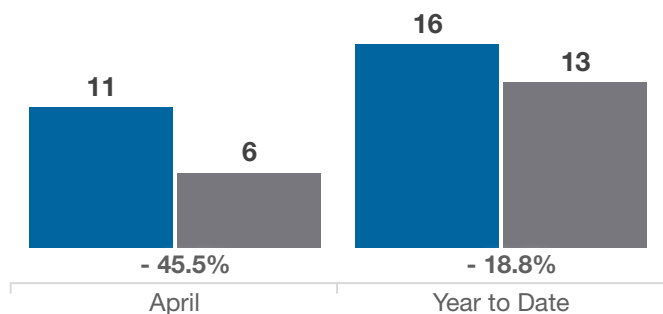
### Inventory of Homes for Sale

■ 2021 ■ 2022



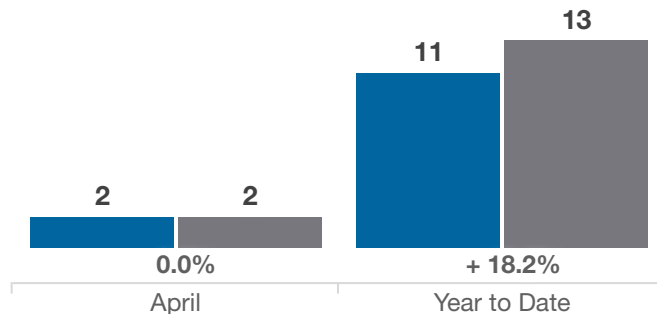
### New Listings

■ 2021 ■ 2022



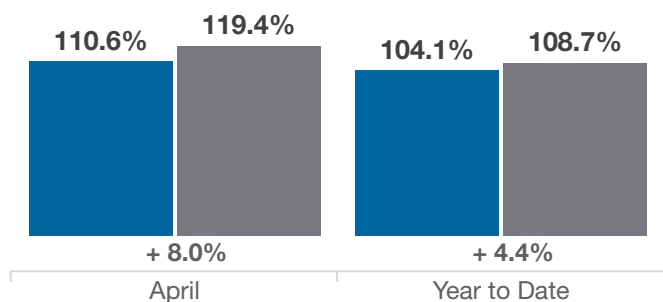
### Single Family Sales

■ 2021 ■ 2022



### Pct. Of Orig. List Price Received

■ 2021 ■ 2022



### Condo Sales

■ 2021 ■ 2022

