

Local Market Update – April 2022

A RESEARCH TOOL PROVIDED BY THE COLUMBUS REALTORS®
BASED ON RESIDENTIAL LISTING DATA ONLY



Pickerington (Corp.)

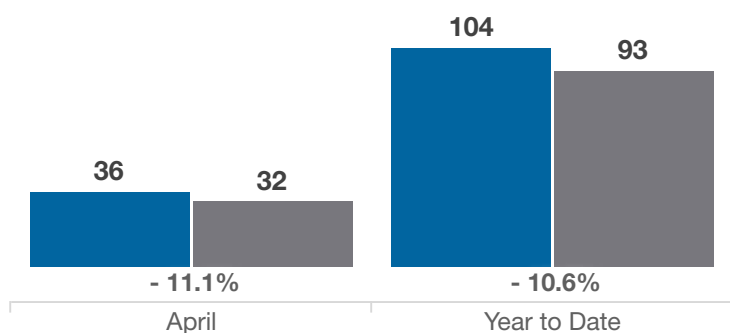
Franklin and Fairfield Counties

Key Metrics	April			Year to Date		
	2021	2022	% Change	Thru 4-2021	Thru 4-2022	% Change
Closed Sales	36	32	- 11.1%	104	93	- 10.6%
In Contracts	52	55	+ 5.8%	144	158	+ 9.7%
Average Sales Price*	\$330,402	\$390,597	+ 18.2%	\$305,880	\$385,725	+ 26.1%
Median Sales Price*	\$330,500	\$401,500	+ 21.5%	\$302,450	\$395,000	+ 30.6%
Average Price Per Square Foot*	\$143.92	\$179.41	+ 24.7%	\$143.02	\$170.21	+ 19.0%
Percent of Original List Price Received*	105.7%	108.9%	+ 3.0%	102.8%	105.4%	+ 2.5%
Percent of Last List Price Received*	104.4%	107.8%	+ 3.3%	102.5%	105.3%	+ 2.7%
Days on Market Until Sale	14	11	- 21.4%	17	9	- 47.1%
New Listings	50	53	+ 6.0%	138	162	+ 17.4%
Median List Price of New Listings	\$309,950	\$450,000	+ 45.2%	\$299,950	\$433,400	+ 44.5%
Median List Price at Time of Sale	\$317,450	\$354,900	+ 11.8%	\$297,000	\$359,900	+ 21.2%
Inventory of Homes for Sale	15	12	- 20.0%	—	—	—
Months Supply of Inventory	0.4	0.3	- 25.0%	—	—	—

* Does not account for sale concessions and/or downpayment assistance. | Percent changes are calculated using rounded figures and can sometimes look extreme due to small sample size.

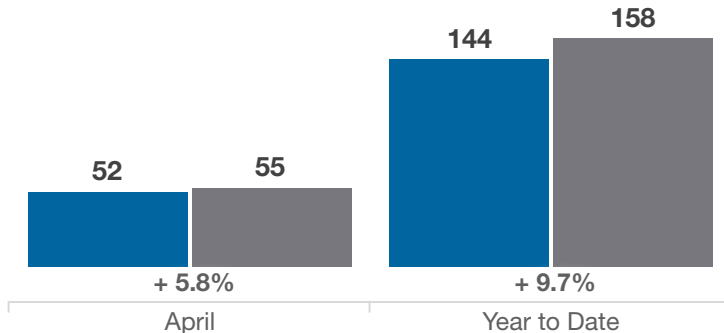
Closed Sales

■ 2021 ■ 2022



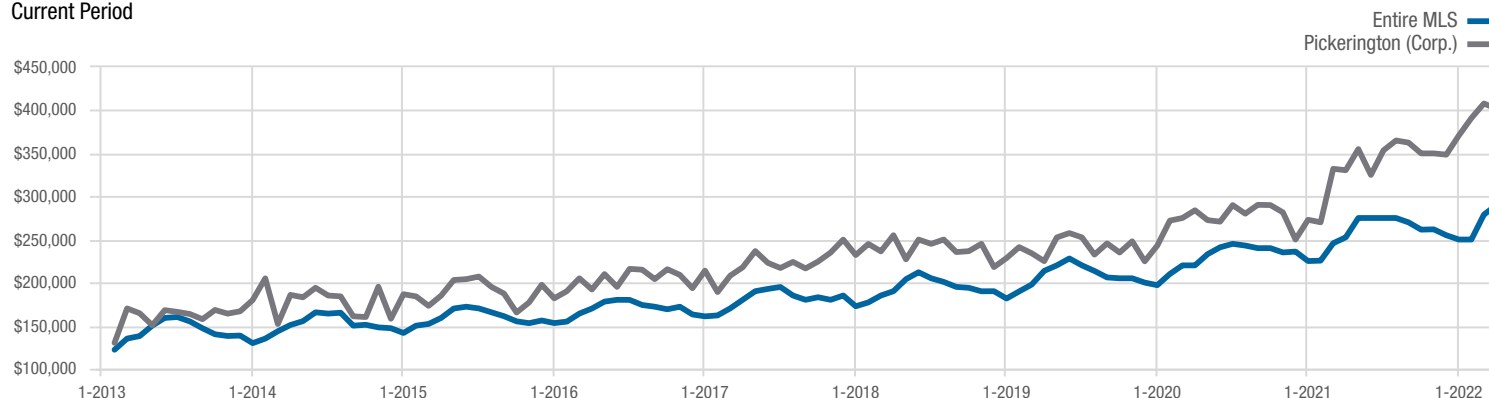
In Contracts

■ 2021 ■ 2022



Median Sales Price

Current Period



Each data point represents the median sales price in a given month.

Local Market Update – April 2022

A RESEARCH TOOL PROVIDED BY THE COLUMBUS REALTORS®
BASED ON RESIDENTIAL LISTING DATA ONLY

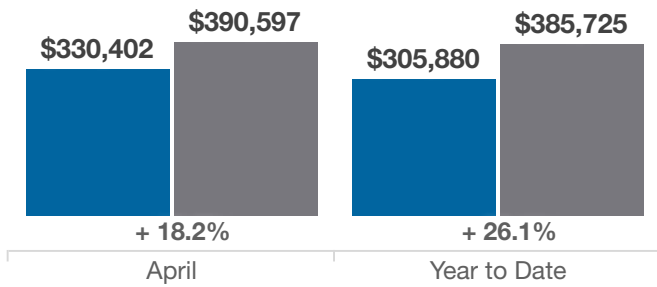


Pickerington (Corp.)

Franklin and Fairfield Counties

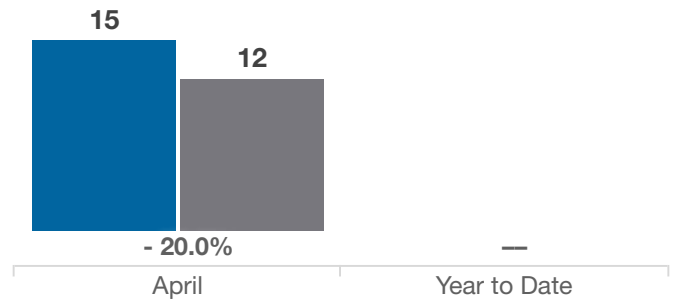
Average Sales Price

■ 2021 ■ 2022



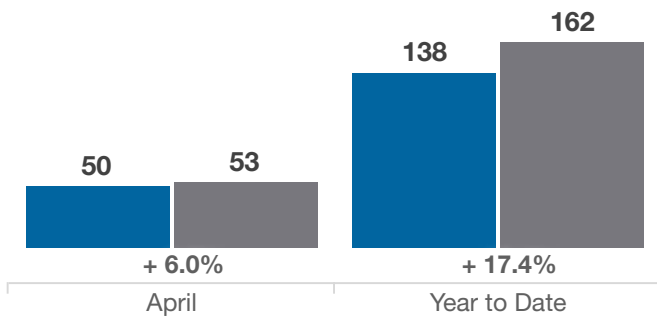
Inventory of Homes for Sale

■ 2021 ■ 2022



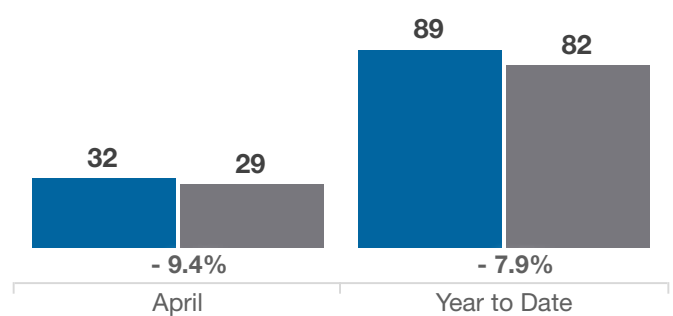
New Listings

■ 2021 ■ 2022



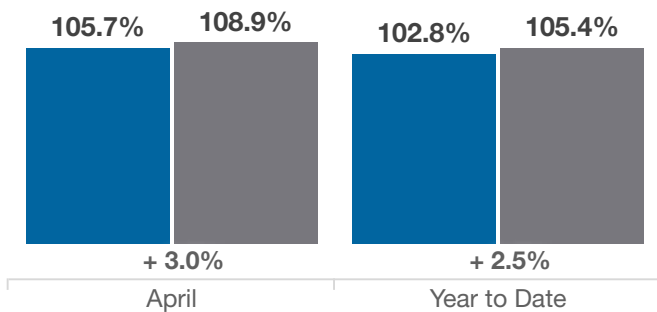
Single Family Sales

■ 2021 ■ 2022



Pct. Of Orig. List Price Received

■ 2021 ■ 2022



Condo Sales

■ 2021 ■ 2022

