

Local Market Update – April 2022

A RESEARCH TOOL PROVIDED BY THE COLUMBUS REALTORS®
BASED ON RESIDENTIAL LISTING DATA ONLY



Reynoldsburg City School District

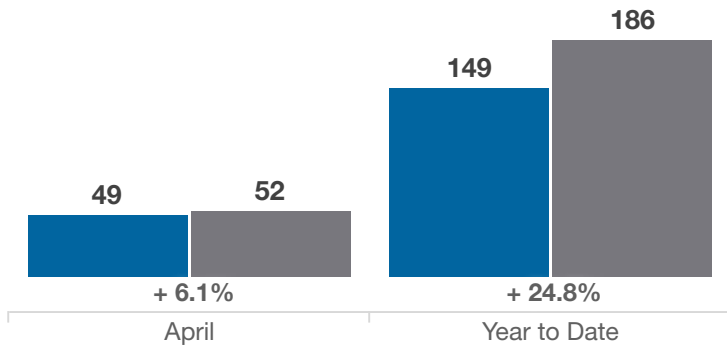
Franklin, Fairfield and Licking Counties

Key Metrics	April			Year to Date		
	2021	2022	% Change	Thru 4-2021	Thru 4-2022	% Change
Closed Sales	49	52	+ 6.1%	149	186	+ 24.8%
In Contracts	65	66	+ 1.5%	171	199	+ 16.4%
Average Sales Price*	\$236,156	\$288,071	+ 22.0%	\$222,472	\$269,581	+ 21.2%
Median Sales Price*	\$237,900	\$299,850	+ 26.0%	\$215,000	\$274,950	+ 27.9%
Average Price Per Square Foot*	\$148.37	\$167.43	+ 12.8%	\$137.82	\$158.71	+ 15.2%
Percent of Original List Price Received*	107.0%	107.9%	+ 0.8%	103.4%	106.1%	+ 2.6%
Percent of Last List Price Received*	105.9%	107.1%	+ 1.1%	103.2%	105.3%	+ 2.0%
Days on Market Until Sale	5	6	+ 20.0%	10	11	+ 10.0%
New Listings	57	64	+ 12.3%	168	203	+ 20.8%
Median List Price of New Listings	\$249,900	\$292,450	+ 17.0%	\$222,000	\$259,900	+ 17.1%
Median List Price at Time of Sale	\$220,000	\$270,400	+ 22.9%	\$199,900	\$256,950	+ 28.5%
Inventory of Homes for Sale	15	26	+ 73.3%	—	—	—
Months Supply of Inventory	0.3	0.4	+ 33.3%	—	—	—

* Does not account for sale concessions and/or downpayment assistance. | Percent changes are calculated using rounded figures and can sometimes look extreme due to small sample size.

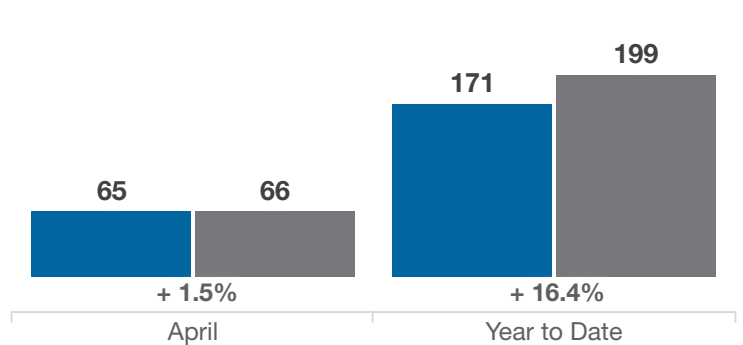
Closed Sales

■ 2021 ■ 2022



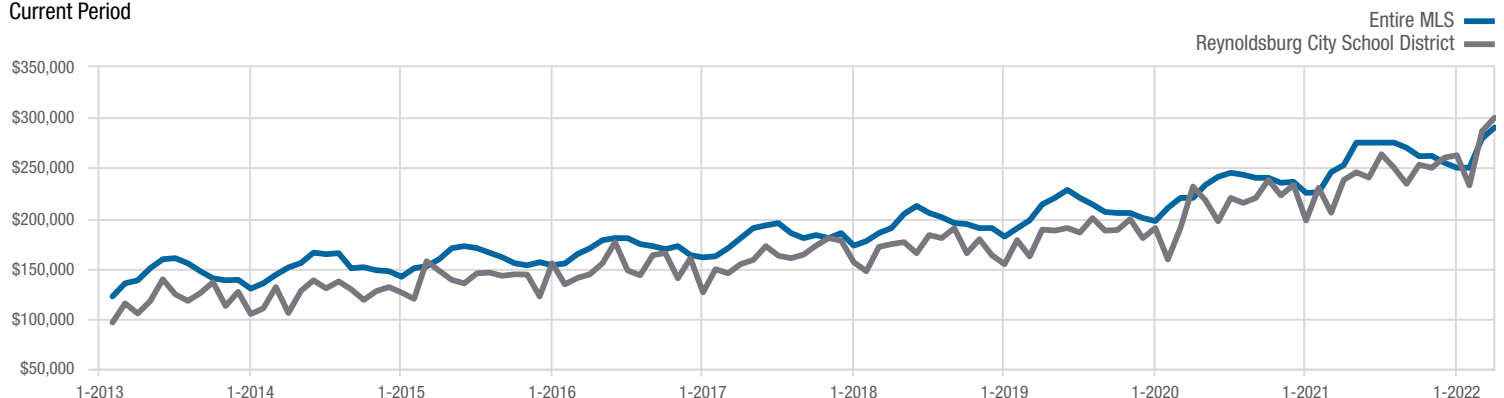
In Contracts

■ 2021 ■ 2022



Median Sales Price

Current Period



Each data point represents the median sales price in a given month.

Local Market Update – April 2022

A RESEARCH TOOL PROVIDED BY THE COLUMBUS REALTORS®
BASED ON RESIDENTIAL LISTING DATA ONLY

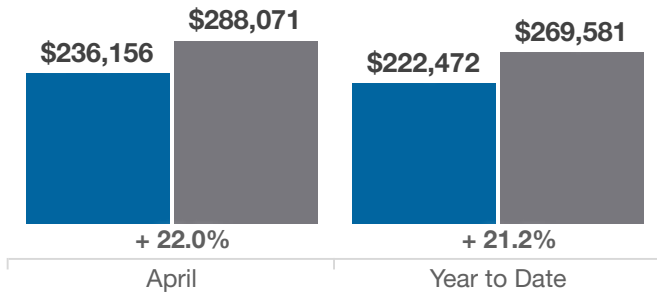


Reynoldsburg City School District

Franklin, Fairfield and Licking Counties

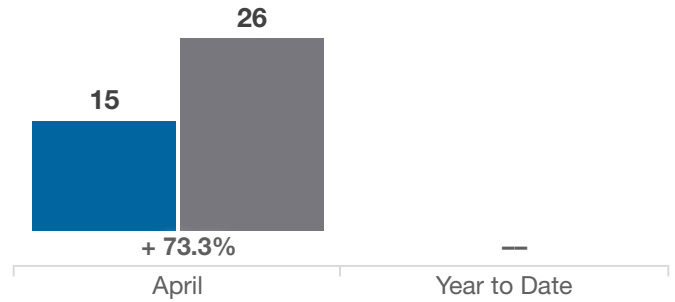
Average Sales Price

■ 2021 ■ 2022



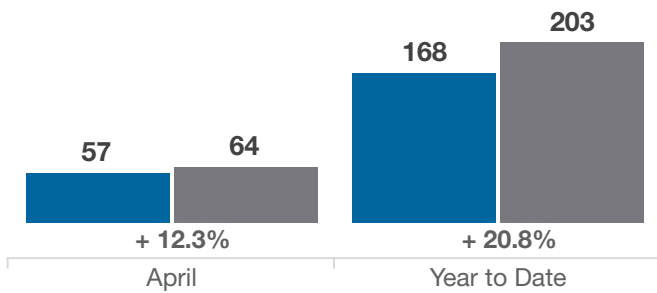
Inventory of Homes for Sale

■ 2021 ■ 2022



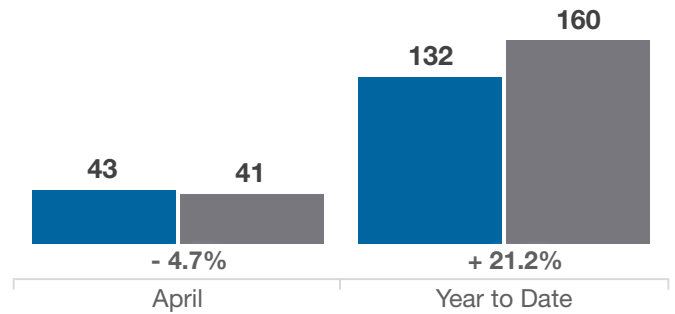
New Listings

■ 2021 ■ 2022



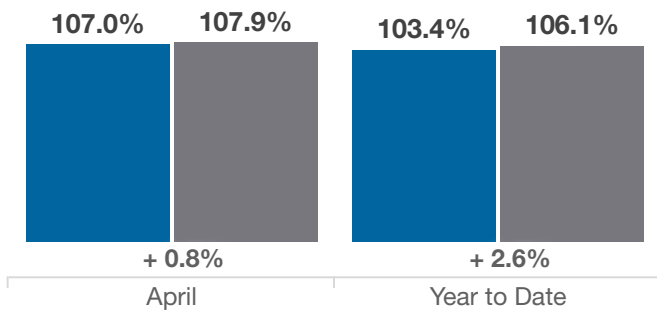
Single Family Sales

■ 2021 ■ 2022



Pct. Of Orig. List Price Received

■ 2021 ■ 2022



Condo Sales

■ 2021 ■ 2022

