

# Local Market Update – April 2022

A RESEARCH TOOL PROVIDED BY THE COLUMBUS REALTORS®  
BASED ON RESIDENTIAL LISTING DATA ONLY



## South-Western City School District (Grove City)

Franklin and Pickaway Counties

Key Metrics	April			Year to Date		
	2021	2022	% Change	Thru 4-2021	Thru 4-2022	% Change
Closed Sales	168	187	+ 11.3%	586	576	- 1.7%
In Contracts	222	223	+ 0.5%	670	660	- 1.5%
Average Sales Price*	\$245,786	\$309,492	+ 25.9%	\$241,745	\$282,487	+ 16.9%
Median Sales Price*	\$230,000	\$275,000	+ 19.6%	\$221,000	\$265,000	+ 19.9%
Average Price Per Square Foot*	\$152.06	\$183.94	+ 21.0%	\$148.57	\$174.04	+ 17.1%
Percent of Original List Price Received*	105.1%	104.8%	- 0.3%	102.5%	103.4%	+ 0.9%
Percent of Last List Price Received*	104.4%	104.6%	+ 0.2%	102.5%	103.4%	+ 0.9%
Days on Market Until Sale	9	14	+ 55.6%	13	15	+ 15.4%
New Listings	197	223	+ 13.2%	695	683	- 1.7%
Median List Price of New Listings	\$239,900	\$279,900	+ 16.7%	\$229,250	\$259,900	+ 13.4%
Median List Price at Time of Sale	\$217,000	\$257,000	+ 18.4%	\$215,000	\$249,900	+ 16.2%
Inventory of Homes for Sale	88	111	+ 26.1%	—	—	—
Months Supply of Inventory	0.5	0.6	+ 20.0%	—	—	—

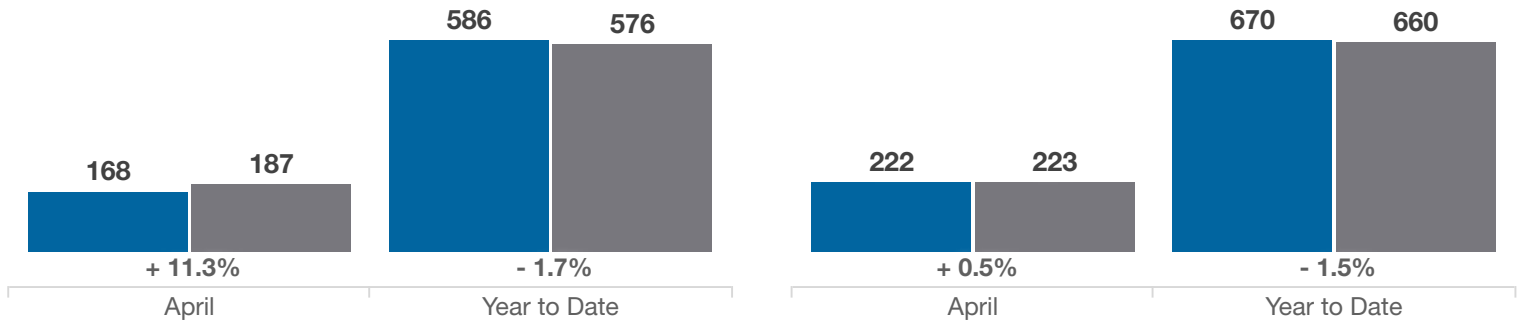
\* Does not account for sale concessions and/or downpayment assistance. | Percent changes are calculated using rounded figures and can sometimes look extreme due to small sample size.

### Closed Sales

■ 2021 ■ 2022

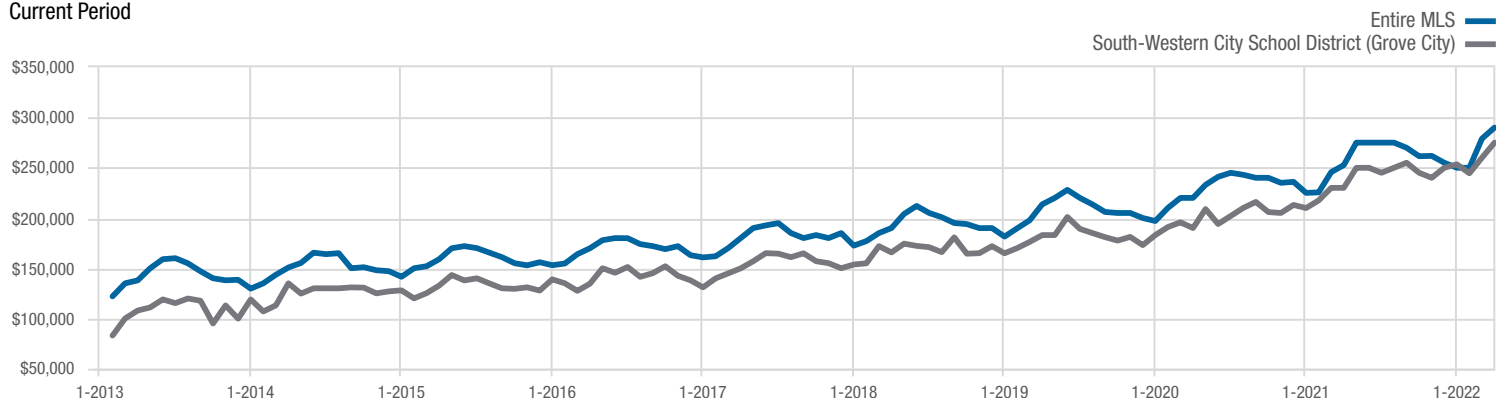
### In Contracts

■ 2021 ■ 2022



### Median Sales Price

Current Period



Each data point represents the median sales price in a given month.

# Local Market Update – April 2022

A RESEARCH TOOL PROVIDED BY THE COLUMBUS REALTORS®  
BASED ON RESIDENTIAL LISTING DATA ONLY

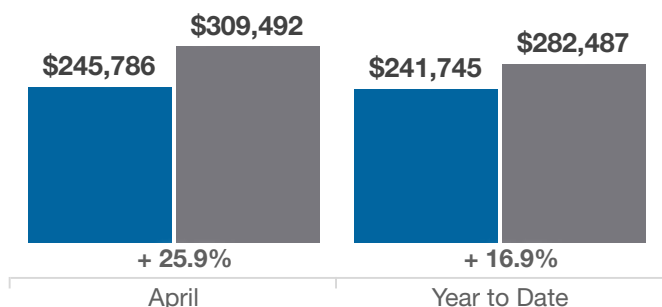


## South-Western City School District (Grove City)

Franklin and Pickaway Counties

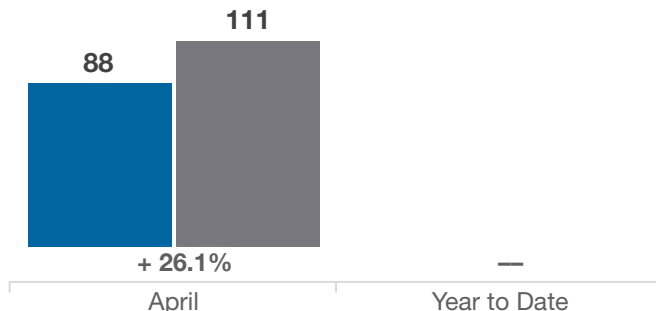
### Average Sales Price

■ 2021 ■ 2022



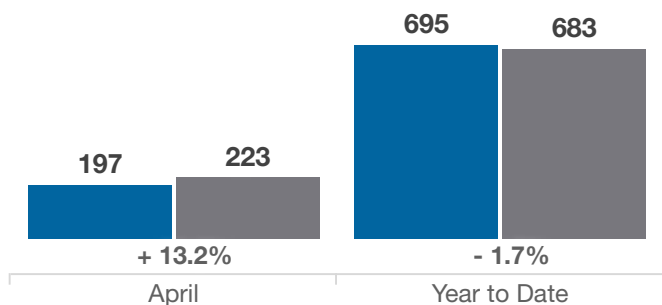
### Inventory of Homes for Sale

■ 2021 ■ 2022



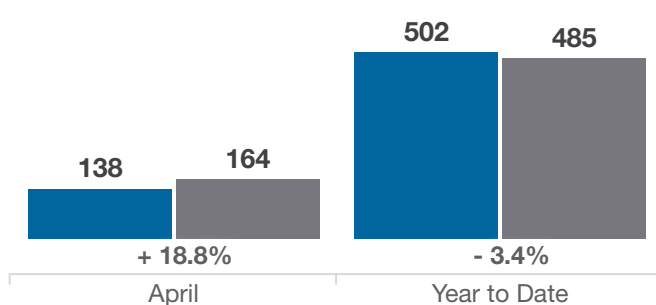
### New Listings

■ 2021 ■ 2022



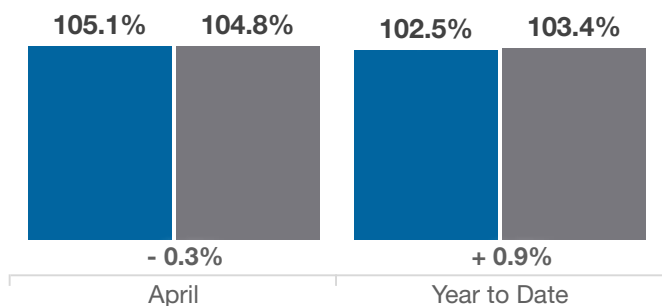
### Single Family Sales

■ 2021 ■ 2022



### Pct. Of Orig. List Price Received

■ 2021 ■ 2022



### Condo Sales

■ 2021 ■ 2022

