

Local Market Update – April 2022

A RESEARCH TOOL PROVIDED BY THE COLUMBUS REALTORS®
BASED ON RESIDENTIAL LISTING DATA ONLY



Washington Court House City School District

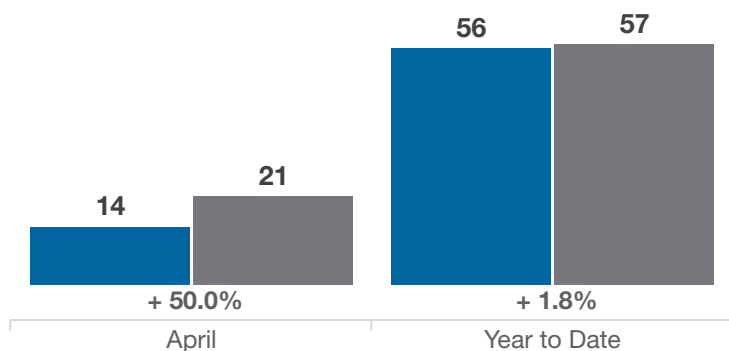
Fayette County

Key Metrics	April			Year to Date		
	2021	2022	% Change	Thru 4-2021	Thru 4-2022	% Change
Closed Sales	14	21	+ 50.0%	56	57	+ 1.8%
In Contracts	13	16	+ 23.1%	61	63	+ 3.3%
Average Sales Price*	\$140,814	\$153,446	+ 9.0%	\$155,181	\$157,437	+ 1.5%
Median Sales Price*	\$138,000	\$161,000	+ 16.7%	\$139,000	\$148,500	+ 6.8%
Average Price Per Square Foot*	\$95.79	\$99.05	+ 3.4%	\$97.21	\$108.22	+ 11.3%
Percent of Original List Price Received*	102.8%	98.2%	- 4.5%	99.9%	98.5%	- 1.4%
Percent of Last List Price Received*	102.7%	99.1%	- 3.5%	100.3%	100.2%	- 0.1%
Days on Market Until Sale	34	8	- 76.5%	36	15	- 58.3%
New Listings	13	18	+ 38.5%	56	68	+ 21.4%
Median List Price of New Listings	\$169,900	\$170,000	+ 0.1%	\$139,900	\$151,950	+ 8.6%
Median List Price at Time of Sale	\$138,250	\$154,700	+ 11.9%	\$139,900	\$146,400	+ 4.6%
Inventory of Homes for Sale	17	15	- 11.8%	—	—	—
Months Supply of Inventory	1.1	0.7	- 36.4%	—	—	—

* Does not account for sale concessions and/or downpayment assistance. | Percent changes are calculated using rounded figures and can sometimes look extreme due to small sample size.

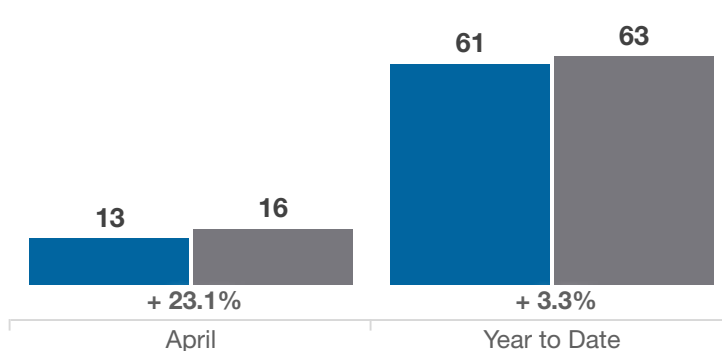
Closed Sales

■ 2021 ■ 2022



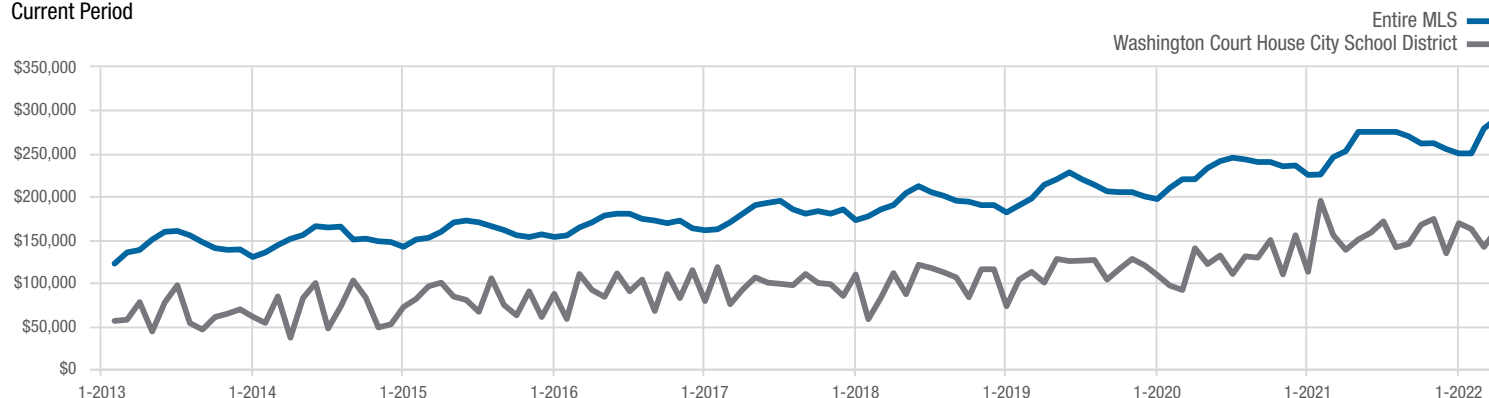
In Contracts

■ 2021 ■ 2022



Median Sales Price

Current Period



Each data point represents the median sales price in a given month.

Local Market Update – April 2022

A RESEARCH TOOL PROVIDED BY THE COLUMBUS REALTORS®
BASED ON RESIDENTIAL LISTING DATA ONLY

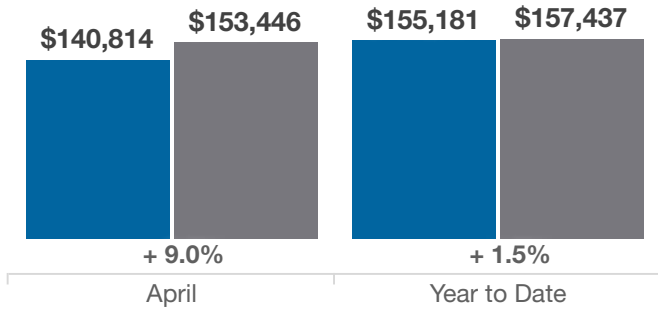


Washington Court House City School District

Fayette County

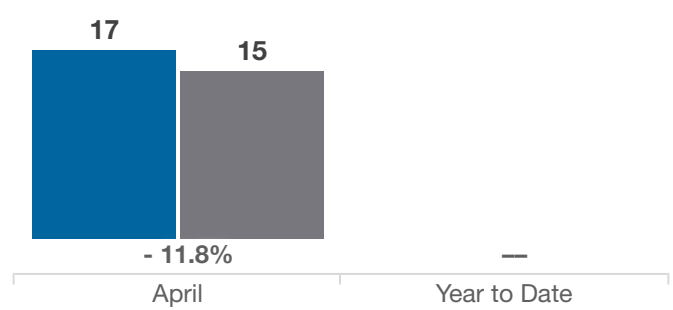
Average Sales Price

■ 2021 ■ 2022



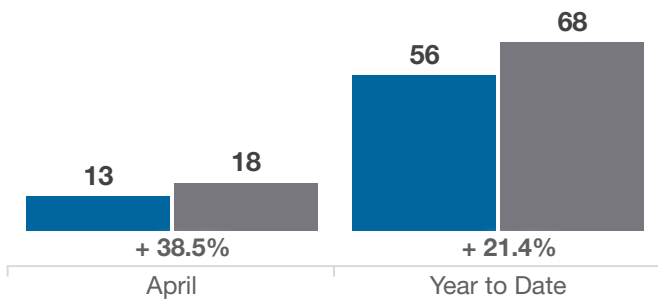
Inventory of Homes for Sale

■ 2021 ■ 2022



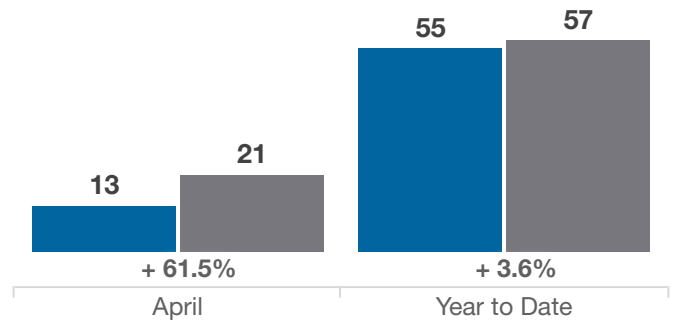
New Listings

■ 2021 ■ 2022



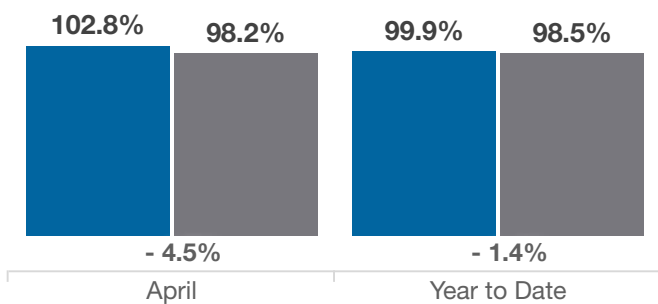
Single Family Sales

■ 2021 ■ 2022



Pct. Of Orig. List Price Received

■ 2021 ■ 2022



Condo Sales

■ 2021 ■ 2022

