

# Local Market Update – April 2022

A RESEARCH TOOL PROVIDED BY THE COLUMBUS REALTORS®  
BASED ON RESIDENTIAL LISTING DATA ONLY



## Westerville City School District

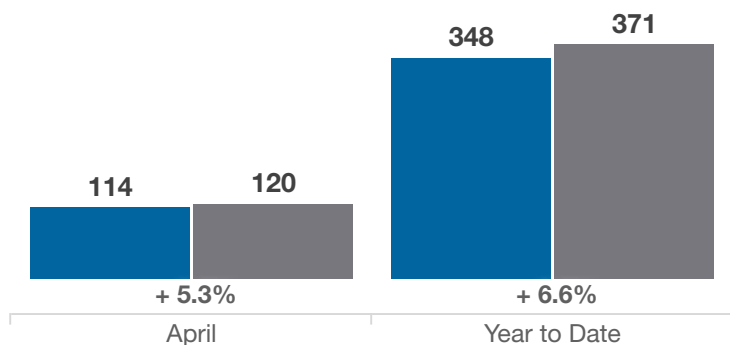
Franklin and Delaware Counties

Key Metrics	April			Year to Date		
	2021	2022	% Change	Thru 4-2021	Thru 4-2022	% Change
Closed Sales	114	120	+ 5.3%	348	371	+ 6.6%
In Contracts	169	163	- 3.6%	444	439	- 1.1%
Average Sales Price*	\$314,220	\$359,607	+ 14.4%	\$297,666	\$355,745	+ 19.5%
Median Sales Price*	\$298,000	\$350,000	+ 17.4%	\$275,000	\$330,000	+ 20.0%
Average Price Per Square Foot*	\$167.10	\$196.57	+ 17.6%	\$166.20	\$191.37	+ 15.1%
Percent of Original List Price Received*	104.7%	109.7%	+ 4.8%	103.4%	107.0%	+ 3.5%
Percent of Last List Price Received*	105.0%	109.0%	+ 3.8%	103.7%	106.7%	+ 2.9%
Days on Market Until Sale	8	9	+ 12.5%	14	9	- 35.7%
New Listings	182	161	- 11.5%	474	468	- 1.3%
Median List Price of New Listings	\$309,450	\$330,000	+ 6.6%	\$295,000	\$319,900	+ 8.4%
Median List Price at Time of Sale	\$286,450	\$326,950	+ 14.1%	\$262,500	\$300,000	+ 14.3%
Inventory of Homes for Sale	62	54	- 12.9%	—	—	—
Months Supply of Inventory	0.5	0.4	- 20.0%	—	—	—

\* Does not account for sale concessions and/or downpayment assistance. | Percent changes are calculated using rounded figures and can sometimes look extreme due to small sample size.

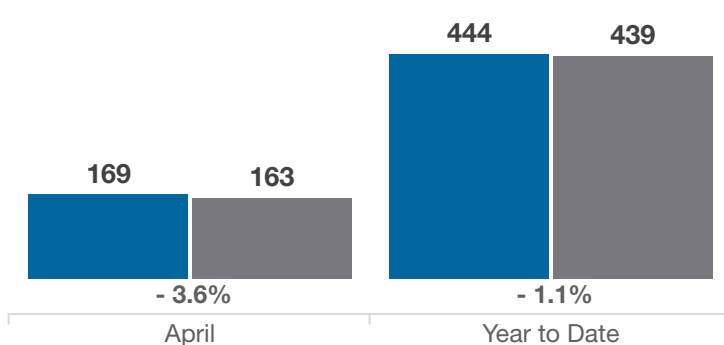
### Closed Sales

■ 2021 ■ 2022



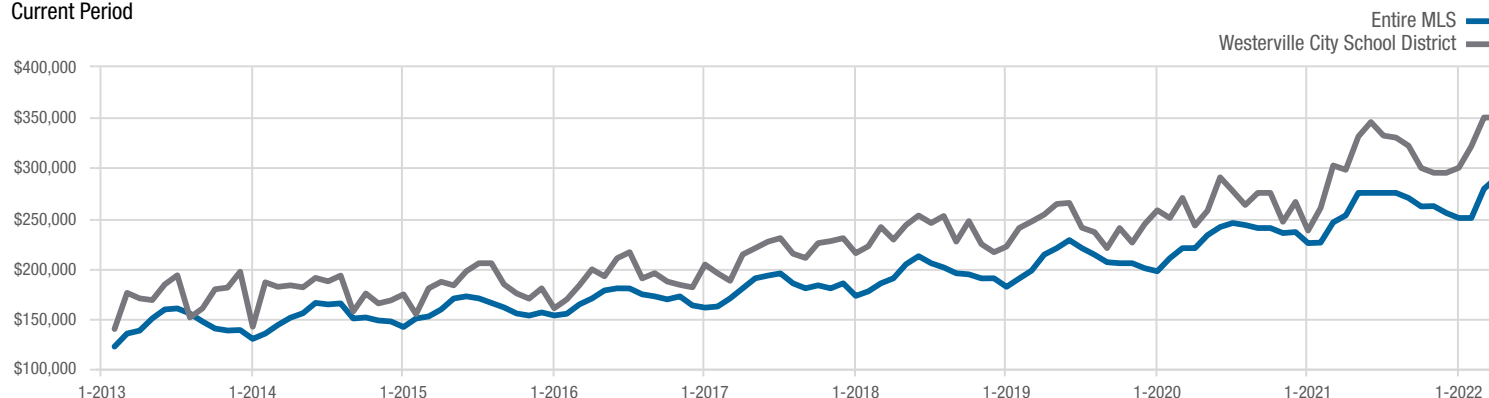
### In Contracts

■ 2021 ■ 2022



### Median Sales Price

Current Period



Each data point represents the median sales price in a given month.

# Local Market Update – April 2022

A RESEARCH TOOL PROVIDED BY THE COLUMBUS REALTORS®  
BASED ON RESIDENTIAL LISTING DATA ONLY

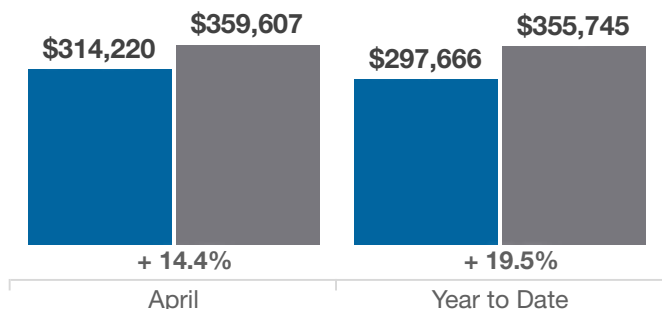


## Westerville City School District

Franklin and Delaware Counties

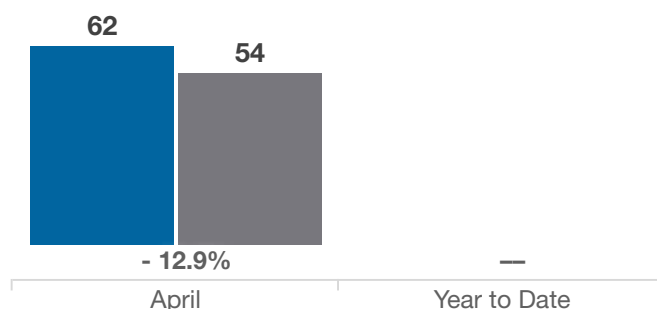
### Average Sales Price

■ 2021 ■ 2022



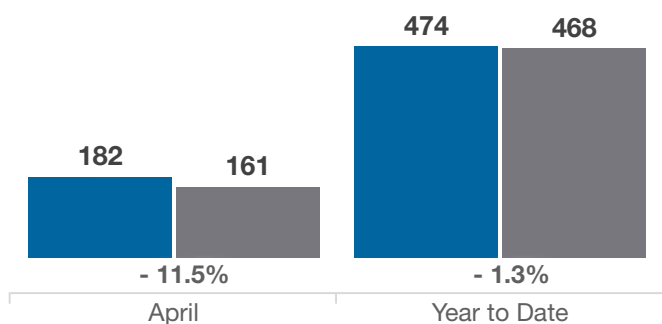
### Inventory of Homes for Sale

■ 2021 ■ 2022



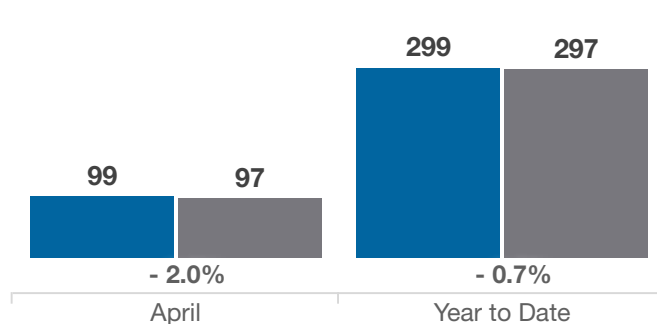
### New Listings

■ 2021 ■ 2022



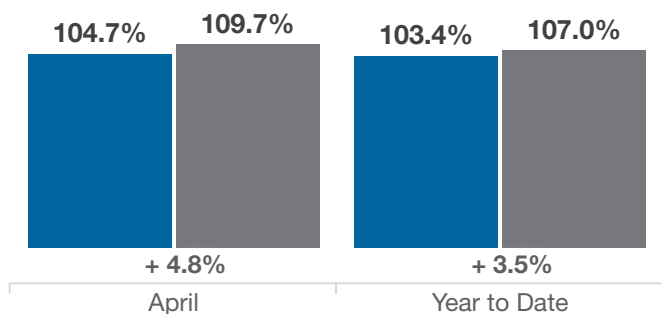
### Single Family Sales

■ 2021 ■ 2022



### Pct. Of Orig. List Price Received

■ 2021 ■ 2022



### Condo Sales

■ 2021 ■ 2022

