

Local Market Update – April 2022

A RESEARCH TOOL PROVIDED BY THE COLUMBUS REALTORS®
BASED ON RESIDENTIAL LISTING DATA ONLY



Whitehall (Corp.)

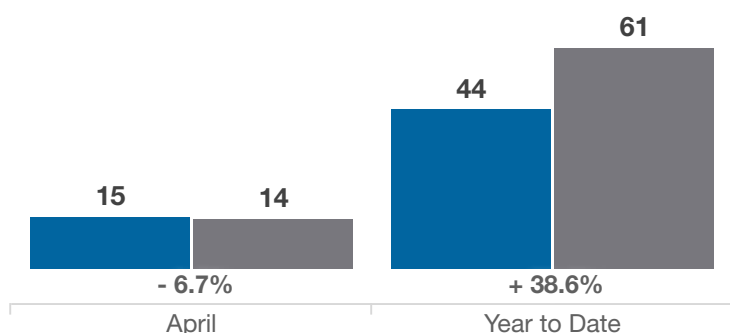
Franklin County

| Key Metrics | April | | | Year to Date | | |
|--|-----------|-----------|----------|--------------|-------------|----------|
| | 2021 | 2022 | % Change | Thru 4-2021 | Thru 4-2022 | % Change |
| Closed Sales | 15 | 14 | - 6.7% | 44 | 61 | + 38.6% |
| In Contracts | 19 | 15 | - 21.1% | 57 | 63 | + 10.5% |
| Average Sales Price* | \$175,033 | \$188,572 | + 7.7% | \$154,734 | \$179,739 | + 16.2% |
| Median Sales Price* | \$165,000 | \$190,000 | + 15.2% | \$144,000 | \$170,000 | + 18.1% |
| Average Price Per Square Foot* | \$133.66 | \$161.07 | + 20.5% | \$122.88 | \$147.53 | + 20.1% |
| Percent of Original List Price Received* | 102.5% | 104.2% | + 1.7% | 100.5% | 102.8% | + 2.3% |
| Percent of Last List Price Received* | 102.3% | 104.3% | + 2.0% | 100.7% | 103.2% | + 2.5% |
| Days on Market Until Sale | 13 | 6 | - 53.8% | 17 | 9 | - 47.1% |
| New Listings | 20 | 17 | - 15.0% | 53 | 66 | + 24.5% |
| Median List Price of New Listings | \$134,900 | \$179,900 | + 33.4% | \$144,450 | \$164,950 | + 14.2% |
| Median List Price at Time of Sale | \$159,900 | \$176,450 | + 10.4% | \$145,450 | \$164,900 | + 13.4% |
| Inventory of Homes for Sale | 7 | 9 | + 28.6% | — | — | — |
| Months Supply of Inventory | 0.5 | 0.6 | + 20.0% | — | — | — |

* Does not account for sale concessions and/or downpayment assistance. | Percent changes are calculated using rounded figures and can sometimes look extreme due to small sample size.

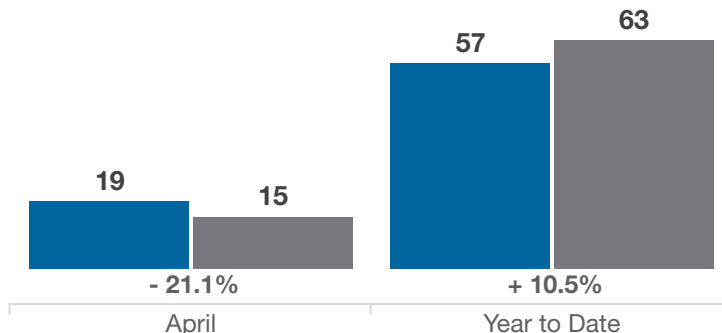
Closed Sales

■ 2021 ■ 2022



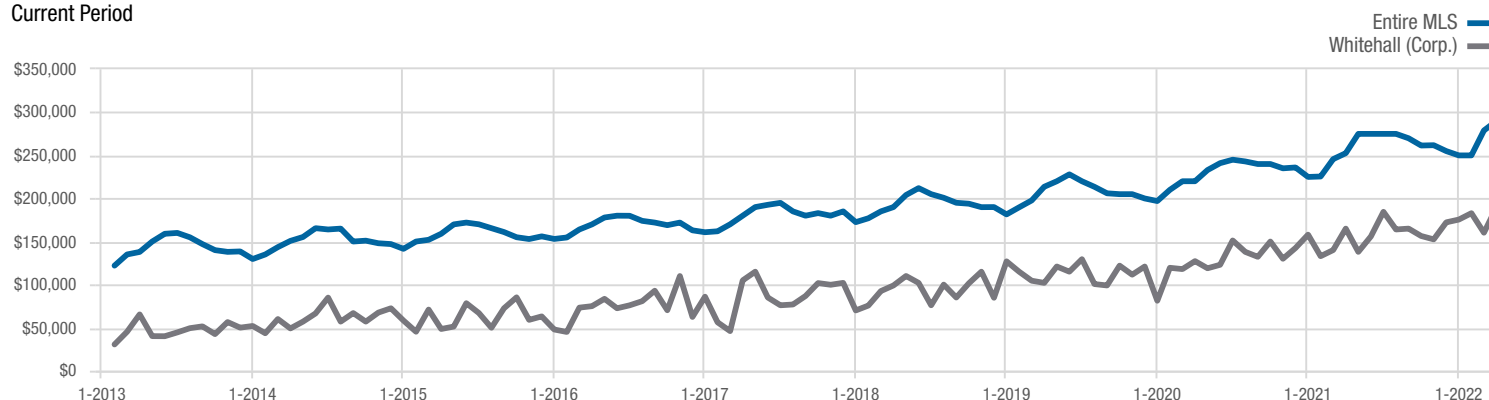
In Contracts

■ 2021 ■ 2022



Median Sales Price

Current Period



Each data point represents the median sales price in a given month.

Local Market Update – April 2022

A RESEARCH TOOL PROVIDED BY THE COLUMBUS REALTORS®
BASED ON RESIDENTIAL LISTING DATA ONLY

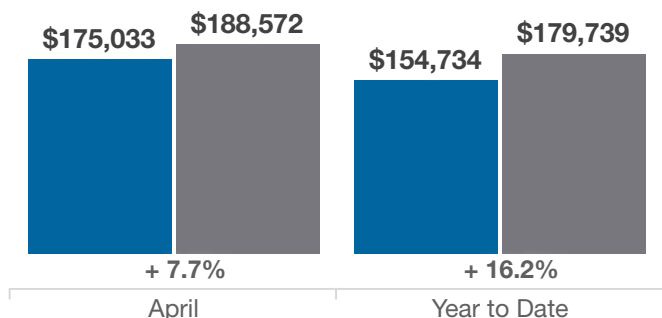


Whitehall (Corp.)

Franklin County

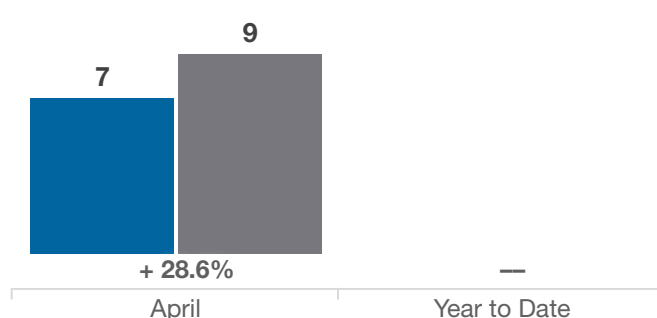
Average Sales Price

■ 2021 ■ 2022



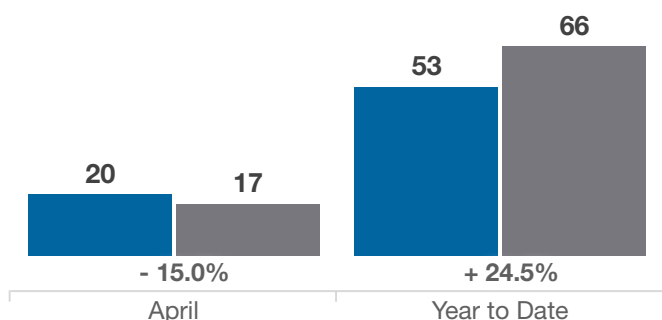
Inventory of Homes for Sale

■ 2021 ■ 2022



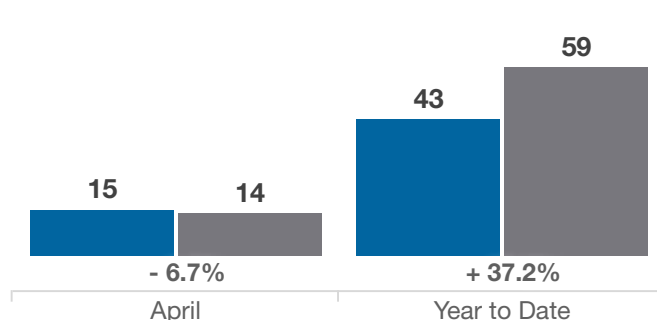
New Listings

■ 2021 ■ 2022



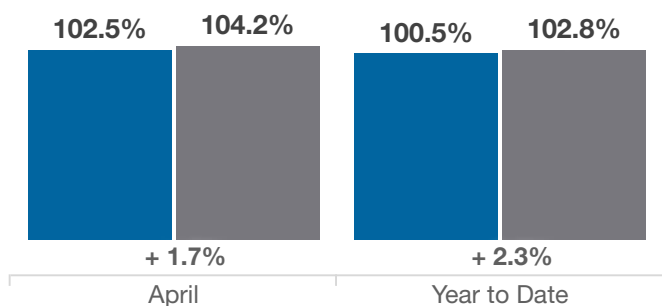
Single Family Sales

■ 2021 ■ 2022



Pct. Of Orig. List Price Received

■ 2021 ■ 2022



Condo Sales

■ 2021 ■ 2022

