

# Local Market Update – June 2022

A RESEARCH TOOL PROVIDED BY THE COLUMBUS REALTORS®  
BASED ON RESIDENTIAL LISTING DATA ONLY



## Beechwald / Clintonville

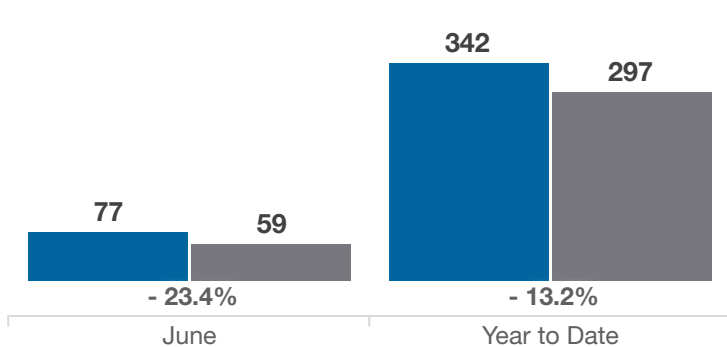
Franklin County (43214, 43202)

Key Metrics	June			Year to Date		
	2021	2022	% Change	Thru 6-2021	Thru 6-2022	% Change
Closed Sales	77	59	- 23.4%	342	297	- 13.2%
In Contracts	104	77	- 26.0%	380	352	- 7.4%
Average Sales Price*	\$357,336	\$382,221	+ 7.0%	\$340,213	\$386,262	+ 13.5%
Median Sales Price*	\$359,000	\$381,000	+ 6.1%	\$329,900	\$371,500	+ 12.6%
Average Price Per Square Foot*	\$249.72	\$286.44	+ 14.7%	\$237.55	\$271.22	+ 14.2%
Percent of Original List Price Received*	104.5%	105.3%	+ 0.8%	103.1%	104.9%	+ 1.7%
Percent of Last List Price Received*	104.6%	105.1%	+ 0.5%	103.6%	105.2%	+ 1.5%
Days on Market Until Sale	12	7	- 41.7%	14	13	- 7.1%
New Listings	87	91	+ 4.6%	390	390	0.0%
Median List Price of New Listings	\$324,900	\$339,900	+ 4.6%	\$329,900	\$349,900	+ 6.1%
Median List Price at Time of Sale	\$340,000	\$359,000	+ 5.6%	\$319,900	\$349,900	+ 9.4%
Inventory of Homes for Sale	39	48	+ 23.1%	—	—	—
Months Supply of Inventory	0.6	0.8	+ 33.3%	—	—	—

\* Does not account for sale concessions and/or downpayment assistance. | Percent changes are calculated using rounded figures and can sometimes look extreme due to small sample size.

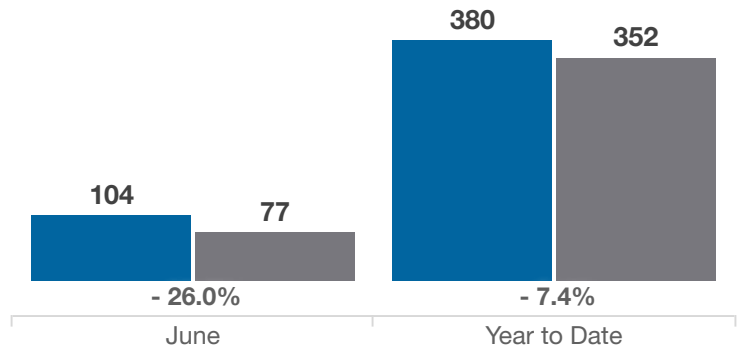
### Closed Sales

■ 2021 ■ 2022



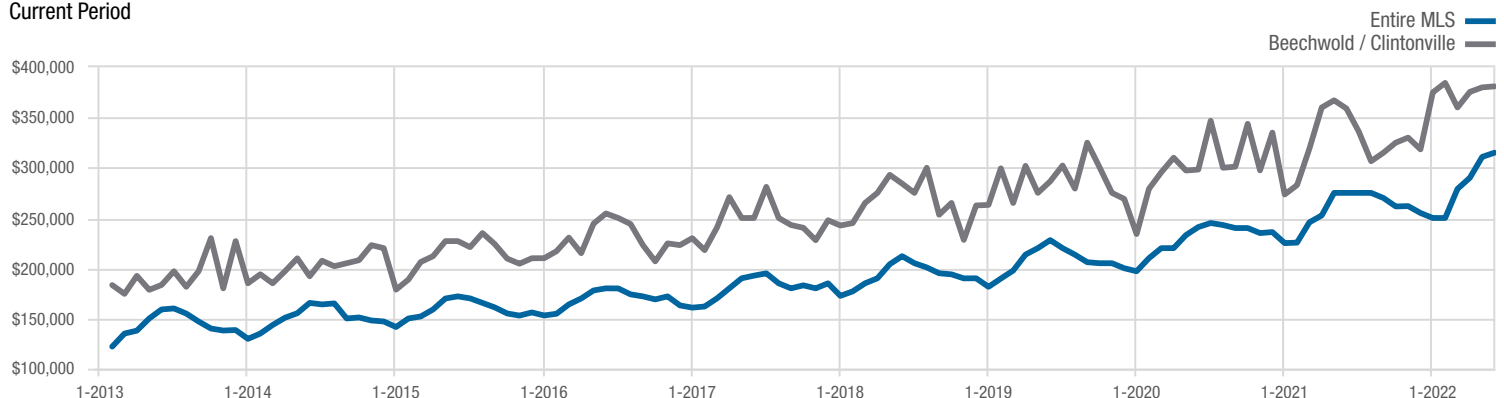
### In Contracts

■ 2021 ■ 2022



### Median Sales Price

Current Period



Each data point represents the median sales price in a given month.

# Local Market Update – June 2022

A RESEARCH TOOL PROVIDED BY THE COLUMBUS REALTORS®  
BASED ON RESIDENTIAL LISTING DATA ONLY

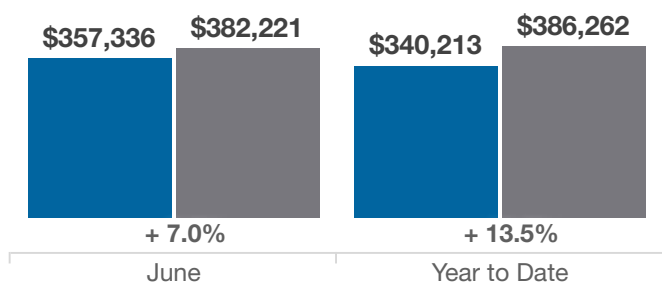


## Beechwold / Clintonville

Franklin County (43214, 43202)

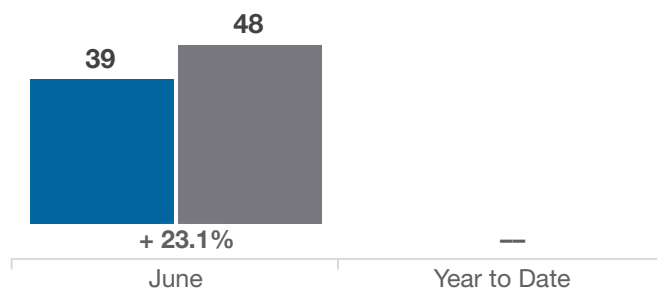
### Average Sales Price

■ 2021 ■ 2022



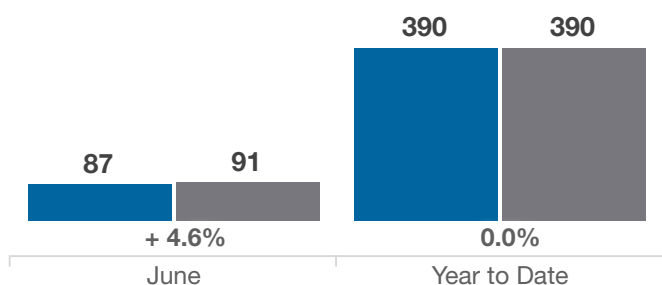
### Inventory of Homes for Sale

■ 2021 ■ 2022



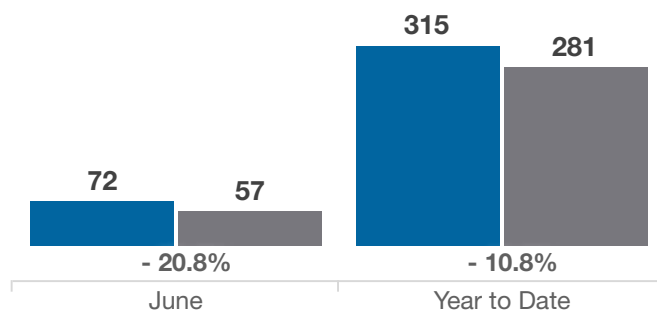
### New Listings

■ 2021 ■ 2022



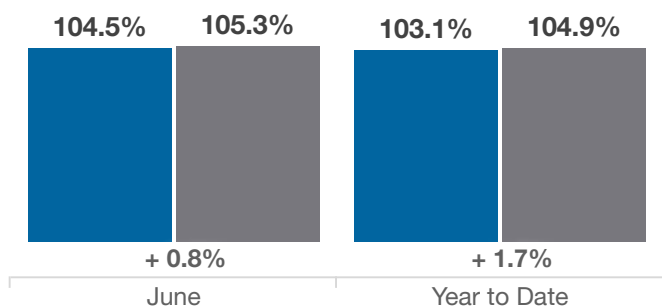
### Single Family Sales

■ 2021 ■ 2022



### Pct. Of Orig. List Price Received

■ 2021 ■ 2022



### Condo Sales

■ 2021 ■ 2022

