

Local Market Update – June 2022

A RESEARCH TOOL PROVIDED BY THE COLUMBUS REALTORS®
BASED ON RESIDENTIAL LISTING DATA ONLY



Big Walnut Local School District

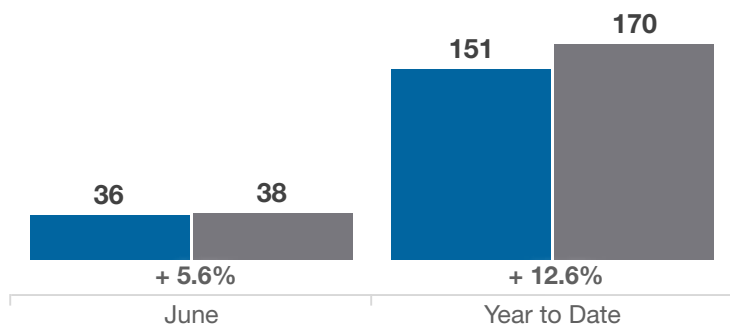
Delaware County

Key Metrics	June			Year to Date		
	2021	2022	% Change	Thru 6-2021	Thru 6-2022	% Change
Closed Sales	36	38	+ 5.6%	151	170	+ 12.6%
In Contracts	59	42	- 28.8%	188	191	+ 1.6%
Average Sales Price*	\$530,127	\$539,236	+ 1.7%	\$445,516	\$547,202	+ 22.8%
Median Sales Price*	\$472,500	\$432,500	- 8.5%	\$385,000	\$470,000	+ 22.1%
Average Price Per Square Foot*	\$208.06	\$223.23	+ 7.3%	\$191.42	\$228.54	+ 19.4%
Percent of Original List Price Received*	101.1%	103.2%	+ 2.1%	101.0%	102.5%	+ 1.5%
Percent of Last List Price Received*	102.0%	103.6%	+ 1.6%	101.7%	102.7%	+ 1.0%
Days on Market Until Sale	10	15	+ 50.0%	24	15	- 37.5%
New Listings	51	47	- 7.8%	190	208	+ 9.5%
Median List Price of New Listings	\$447,052	\$474,900	+ 6.2%	\$424,660	\$481,816	+ 13.5%
Median List Price at Time of Sale	\$457,500	\$417,445	- 8.8%	\$375,000	\$449,900	+ 20.0%
Inventory of Homes for Sale	23	35	+ 52.2%	—	—	—
Months Supply of Inventory	0.7	1.1	+ 57.1%	—	—	—

* Does not account for sale concessions and/or downpayment assistance. | Percent changes are calculated using rounded figures and can sometimes look extreme due to small sample size.

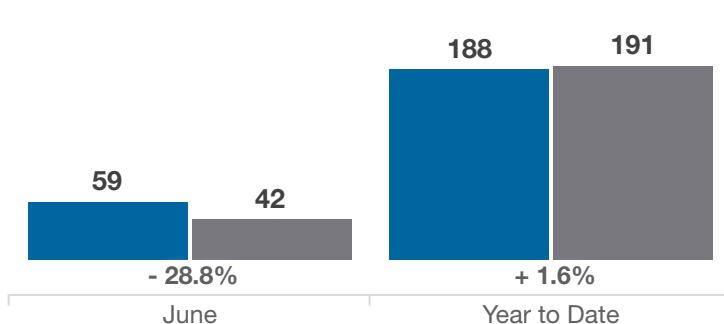
Closed Sales

■ 2021 ■ 2022



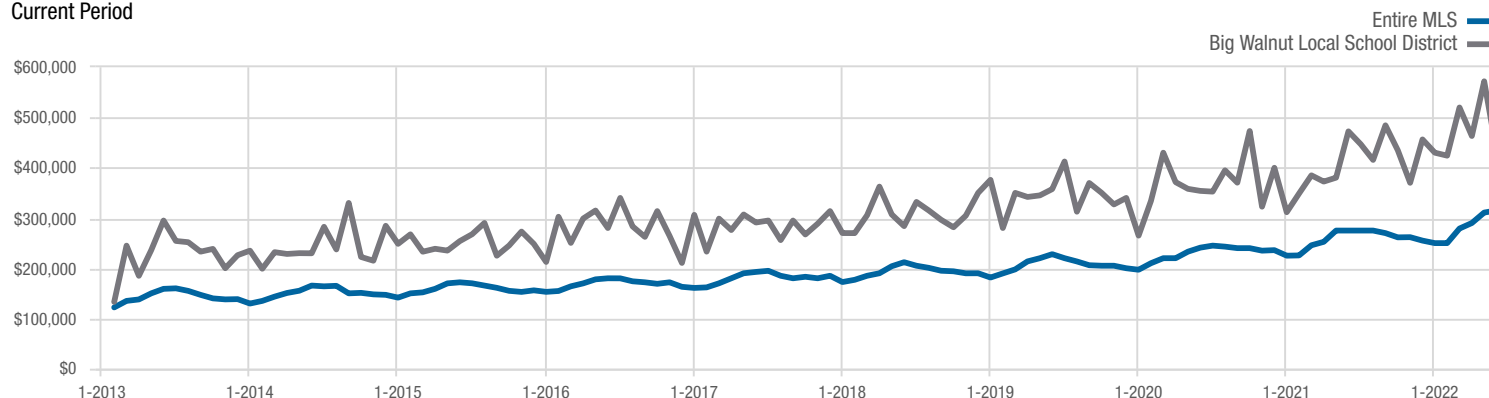
In Contracts

■ 2021 ■ 2022



Median Sales Price

Current Period



Each data point represents the median sales price in a given month.

Local Market Update – June 2022

A RESEARCH TOOL PROVIDED BY THE COLUMBUS REALTORS®
BASED ON RESIDENTIAL LISTING DATA ONLY

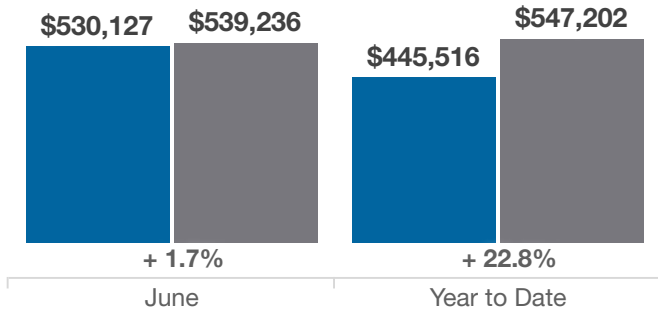


Big Walnut Local School District

Delaware County

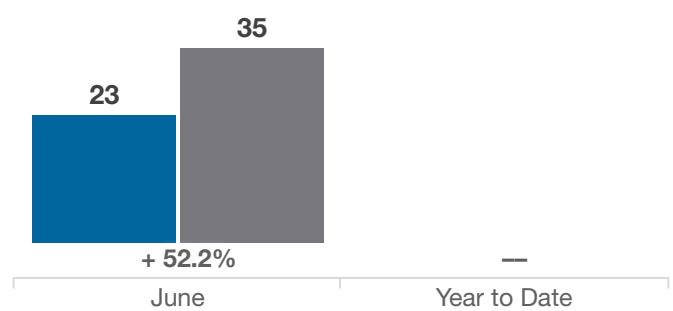
Average Sales Price

■ 2021 ■ 2022



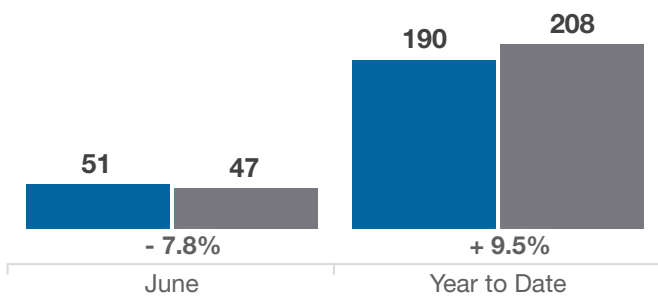
Inventory of Homes for Sale

■ 2021 ■ 2022



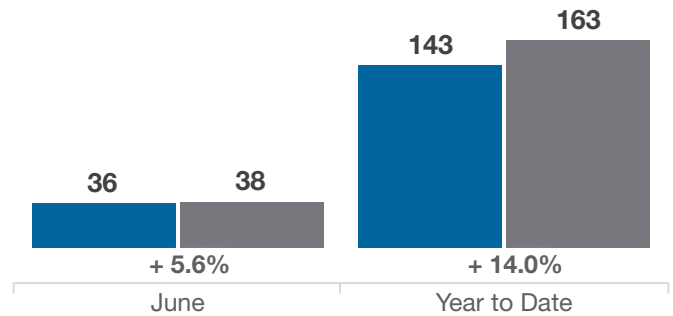
New Listings

■ 2021 ■ 2022



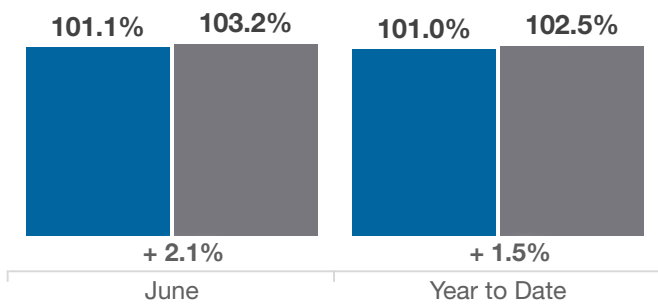
Single Family Sales

■ 2021 ■ 2022



Pct. Of Orig. List Price Received

■ 2021 ■ 2022



Condo Sales

■ 2021 ■ 2022

