

# Local Market Update – June 2022

A RESEARCH TOOL PROVIDED BY THE COLUMBUS REALTORS®  
BASED ON RESIDENTIAL LISTING DATA ONLY



## Canal Winchester City School District

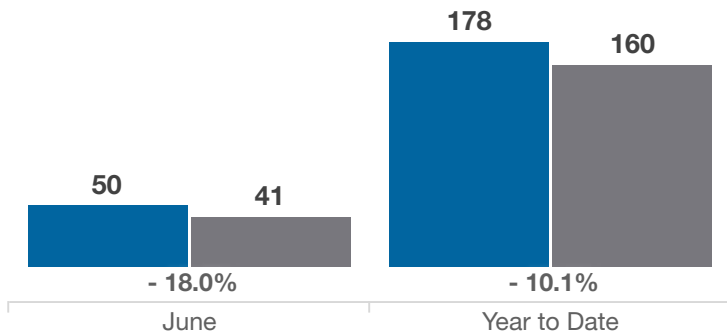
Franklin and Fairfield Counties

Key Metrics	June			Year to Date		
	2021	2022	% Change	Thru 6-2021	Thru 6-2022	% Change
Closed Sales	50	41	- 18.0%	178	160	- 10.1%
In Contracts	50	43	- 14.0%	207	164	- 20.8%
Average Sales Price*	\$321,407	\$363,609	+ 13.1%	\$289,915	\$373,075	+ 28.7%
Median Sales Price*	\$304,554	\$340,000	+ 11.6%	\$273,180	\$345,750	+ 26.6%
Average Price Per Square Foot*	\$162.08	\$192.08	+ 18.5%	\$149.94	\$183.50	+ 22.4%
Percent of Original List Price Received*	104.8%	105.0%	+ 0.2%	104.0%	104.7%	+ 0.7%
Percent of Last List Price Received*	104.2%	105.1%	+ 0.9%	103.5%	104.6%	+ 1.1%
Days on Market Until Sale	5	10	+ 100.0%	6	9	+ 50.0%
New Listings	47	48	+ 2.1%	218	200	- 8.3%
Median List Price of New Listings	\$300,000	\$325,000	+ 8.3%	\$279,900	\$329,900	+ 17.9%
Median List Price at Time of Sale	\$297,415	\$315,000	+ 5.9%	\$259,950	\$329,900	+ 26.9%
Inventory of Homes for Sale	14	35	+ 150.0%	—	—	—
Months Supply of Inventory	0.4	1.1	+ 175.0%	—	—	—

\* Does not account for sale concessions and/or downpayment assistance. | Percent changes are calculated using rounded figures and can sometimes look extreme due to small sample size.

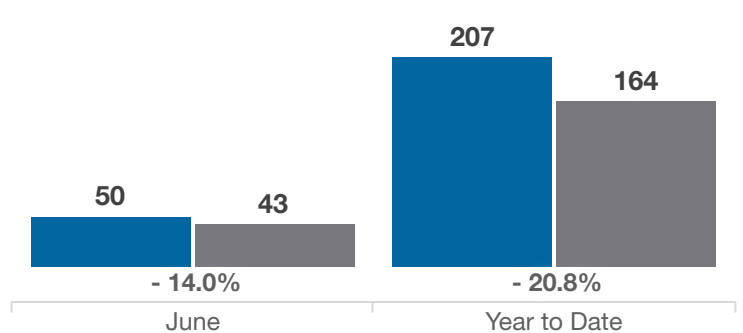
### Closed Sales

■ 2021 ■ 2022



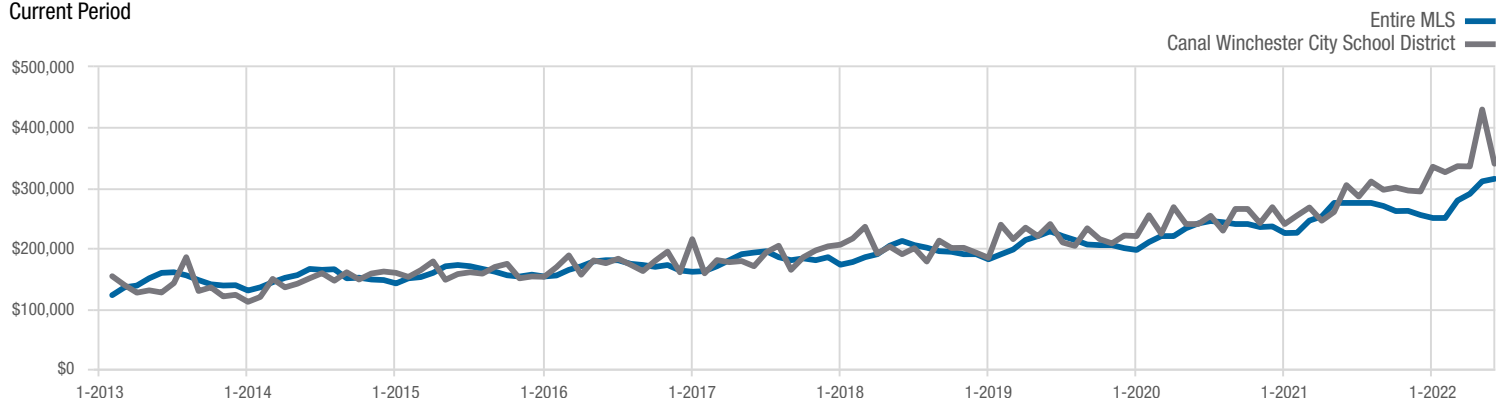
### In Contracts

■ 2021 ■ 2022



### Median Sales Price

Current Period



Each data point represents the median sales price in a given month.

# Local Market Update – June 2022

A RESEARCH TOOL PROVIDED BY THE COLUMBUS REALTORS®  
BASED ON RESIDENTIAL LISTING DATA ONLY

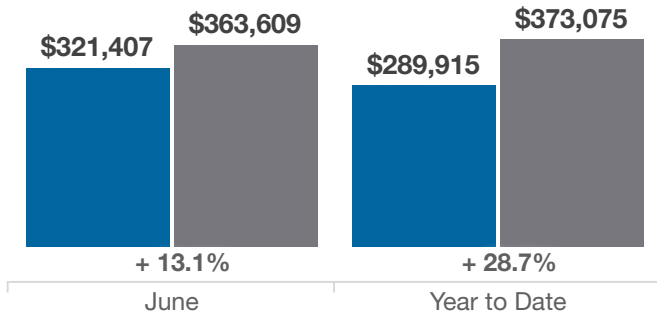


## Canal Winchester City School District

Franklin and Fairfield Counties

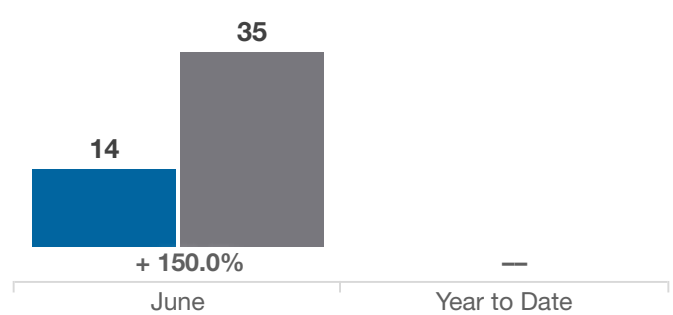
### Average Sales Price

■ 2021 ■ 2022



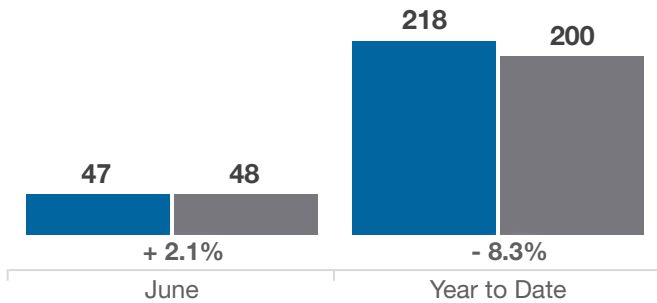
### Inventory of Homes for Sale

■ 2021 ■ 2022



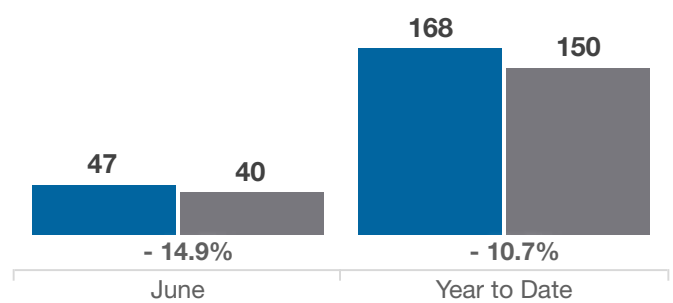
### New Listings

■ 2021 ■ 2022



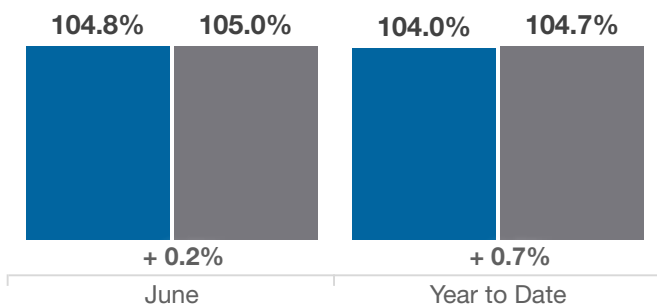
### Single Family Sales

■ 2021 ■ 2022



### Pct. Of Orig. List Price Received

■ 2021 ■ 2022



### Condo Sales

■ 2021 ■ 2022

