

# Local Market Update – June 2022

A RESEARCH TOOL PROVIDED BY THE COLUMBUS REALTORS®  
BASED ON RESIDENTIAL LISTING DATA ONLY



## Dublin (Corp.)

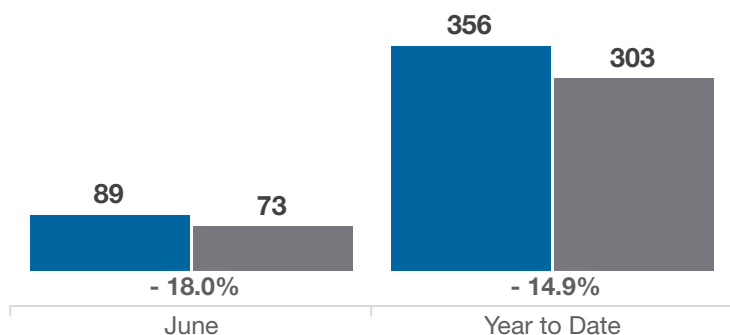
Franklin, Delaware and Union Counties

Key Metrics	June			Year to Date		
	2021	2022	% Change	Thru 6-2021	Thru 6-2022	% Change
Closed Sales	89	73	- 18.0%	356	303	- 14.9%
In Contracts	113	69	- 38.9%	421	337	- 20.0%
Average Sales Price*	\$536,585	\$591,120	+ 10.2%	\$515,175	\$542,655	+ 5.3%
Median Sales Price*	\$509,000	\$570,000	+ 12.0%	\$496,600	\$525,000	+ 5.7%
Average Price Per Square Foot*	\$200.90	\$228.62	+ 13.8%	\$189.92	\$214.39	+ 12.9%
Percent of Original List Price Received*	102.0%	105.2%	+ 3.1%	101.4%	104.9%	+ 3.5%
Percent of Last List Price Received*	102.3%	105.8%	+ 3.4%	101.8%	105.2%	+ 3.3%
Days on Market Until Sale	15	13	- 13.3%	23	10	- 56.5%
New Listings	101	85	- 15.8%	428	390	- 8.9%
Median List Price of New Listings	\$489,947	\$565,000	+ 15.3%	\$489,900	\$537,000	+ 9.6%
Median List Price at Time of Sale	\$489,900	\$519,800	+ 6.1%	\$467,400	\$499,900	+ 7.0%
Inventory of Homes for Sale	51	55	+ 7.8%	—	—	—
Months Supply of Inventory	0.7	1.0	+ 42.9%	—	—	—

\* Does not account for sale concessions and/or downpayment assistance. | Percent changes are calculated using rounded figures and can sometimes look extreme due to small sample size.

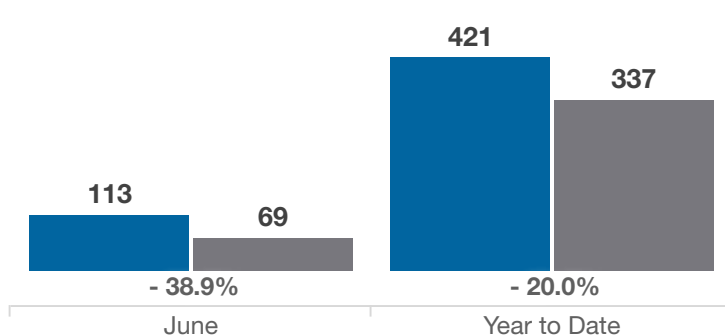
### Closed Sales

■ 2021 ■ 2022



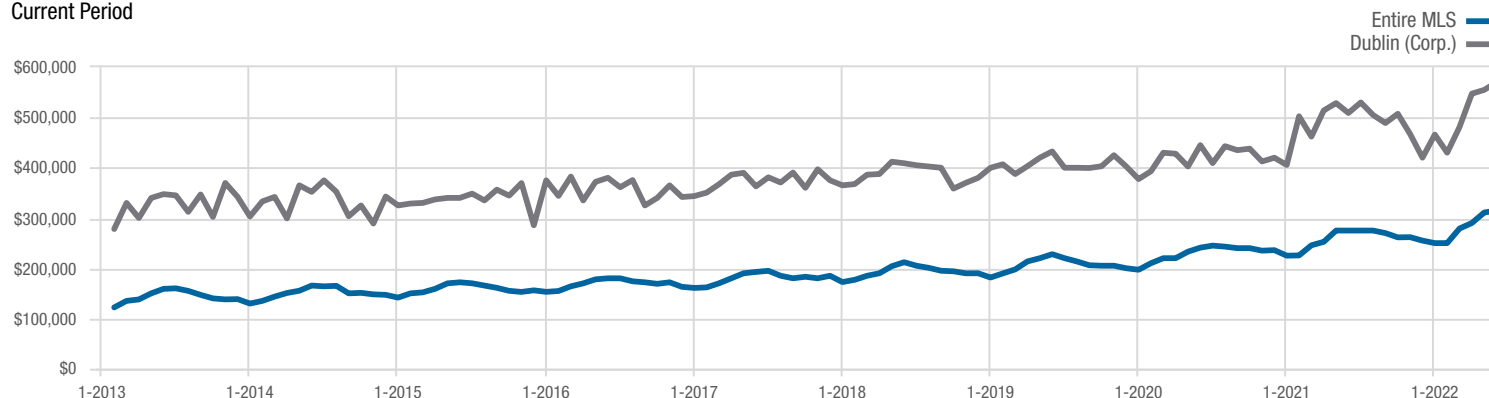
### In Contracts

■ 2021 ■ 2022



### Median Sales Price

Current Period



Each data point represents the median sales price in a given month.

# Local Market Update – June 2022

A RESEARCH TOOL PROVIDED BY THE COLUMBUS REALTORS®  
BASED ON RESIDENTIAL LISTING DATA ONLY

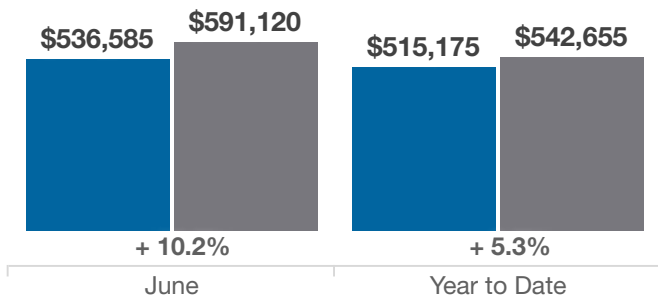


## Dublin (Corp.)

Franklin, Delaware and Union Counties

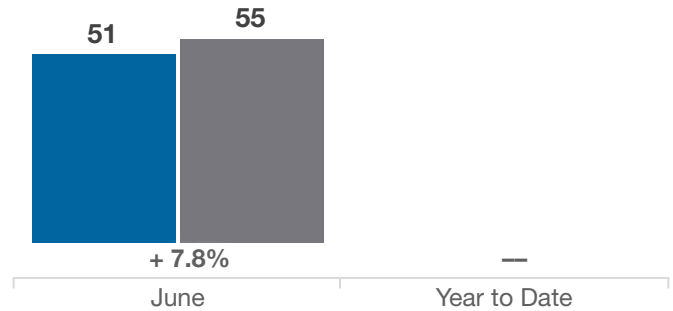
### Average Sales Price

■ 2021 ■ 2022



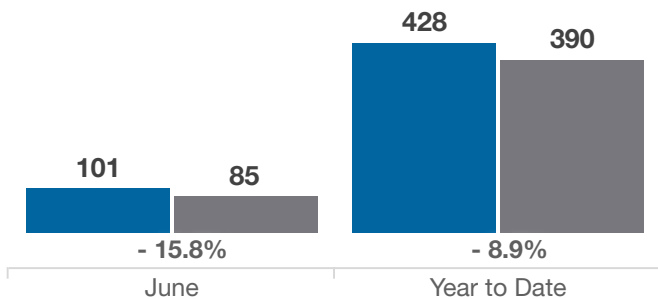
### Inventory of Homes for Sale

■ 2021 ■ 2022



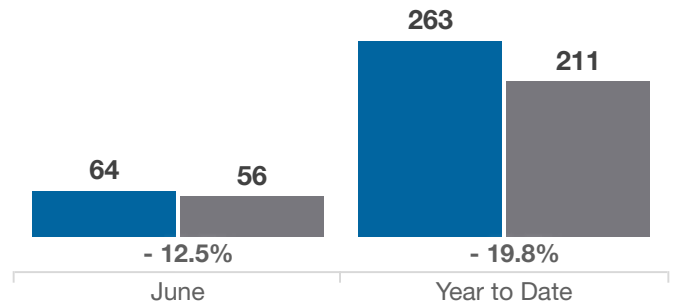
### New Listings

■ 2021 ■ 2022



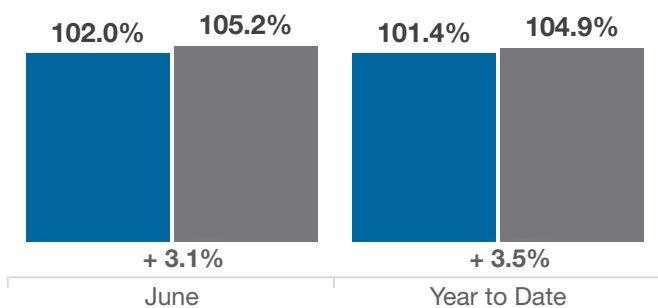
### Single Family Sales

■ 2021 ■ 2022



### Pct. Of Orig. List Price Received

■ 2021 ■ 2022



### Condo Sales

■ 2021 ■ 2022

