

Local Market Update – June 2022

A RESEARCH TOOL PROVIDED BY THE COLUMBUS REALTORS®
BASED ON RESIDENTIAL LISTING DATA ONLY



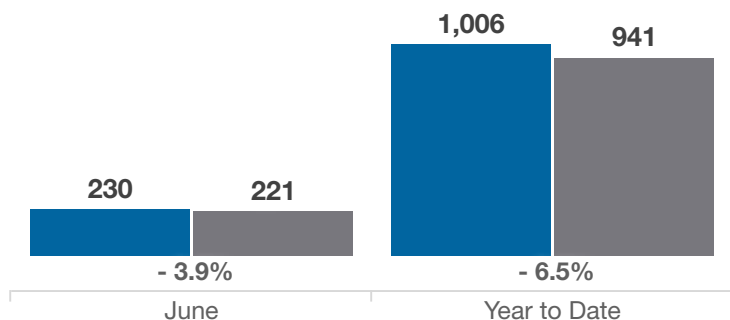
Fairfield County

Key Metrics	June			Year to Date		
	2021	2022	% Change	Thru 6-2021	Thru 6-2022	% Change
Closed Sales	230	221	- 3.9%	1,006	941	- 6.5%
In Contracts	296	252	- 14.9%	1,189	1,103	- 7.2%
Average Sales Price*	\$302,215	\$316,303	+ 4.7%	\$283,909	\$322,665	+ 13.7%
Median Sales Price*	\$300,000	\$320,000	+ 6.7%	\$274,250	\$304,000	+ 10.8%
Average Price Per Square Foot*	\$156.70	\$173.32	+ 10.6%	\$145.34	\$168.98	+ 16.3%
Percent of Original List Price Received*	103.7%	103.4%	- 0.3%	101.8%	102.9%	+ 1.1%
Percent of Last List Price Received*	104.1%	104.3%	+ 0.2%	102.3%	103.4%	+ 1.1%
Days on Market Until Sale	10	10	0.0%	17	14	- 17.6%
New Listings	291	279	- 4.1%	1,240	1,223	- 1.4%
Median List Price of New Listings	\$294,900	\$322,450	+ 9.3%	\$274,900	\$310,000	+ 12.8%
Median List Price at Time of Sale	\$283,900	\$300,000	+ 5.7%	\$259,950	\$295,000	+ 13.5%
Inventory of Homes for Sale	126	161	+ 27.8%	—	—	—
Months Supply of Inventory	0.6	0.8	+ 33.3%	—	—	—

* Does not account for sale concessions and/or downpayment assistance. | Percent changes are calculated using rounded figures and can sometimes look extreme due to small sample size.

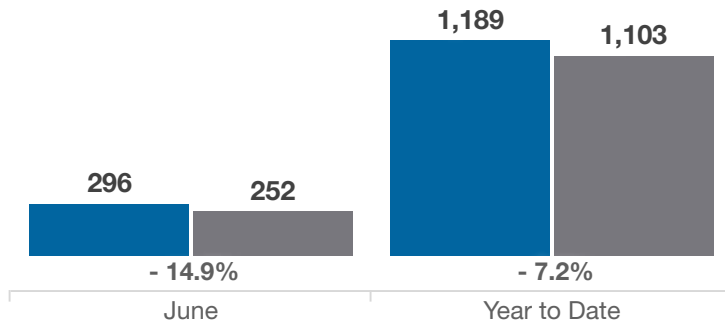
Closed Sales

■ 2021 ■ 2022



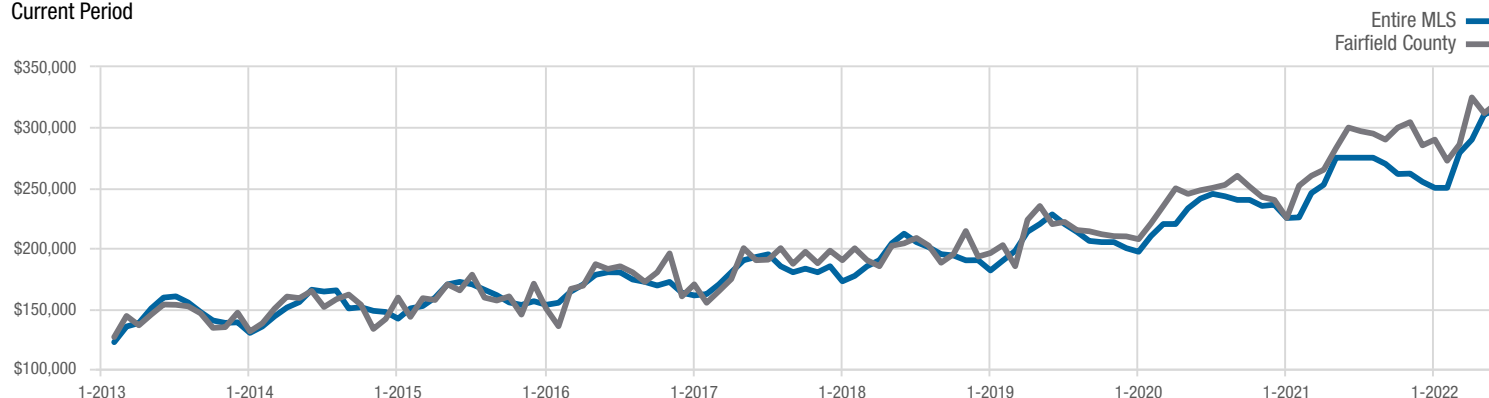
In Contracts

■ 2021 ■ 2022



Median Sales Price

Current Period



Each data point represents the median sales price in a given month.

Local Market Update – June 2022

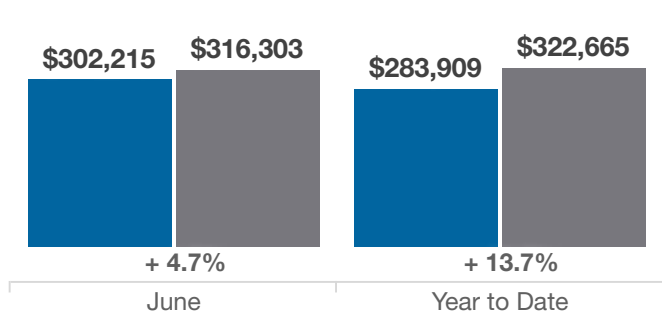
A RESEARCH TOOL PROVIDED BY THE COLUMBUS REALTORS®
BASED ON RESIDENTIAL LISTING DATA ONLY



Fairfield County

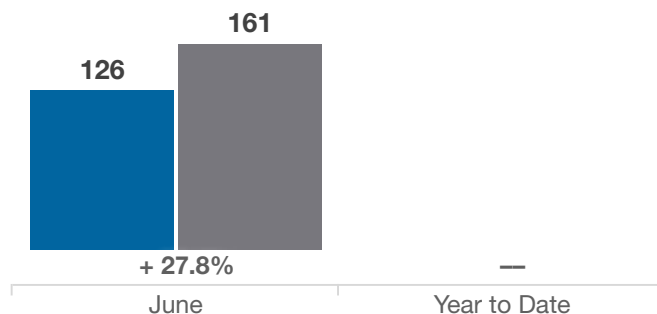
Average Sales Price

■ 2021 ■ 2022



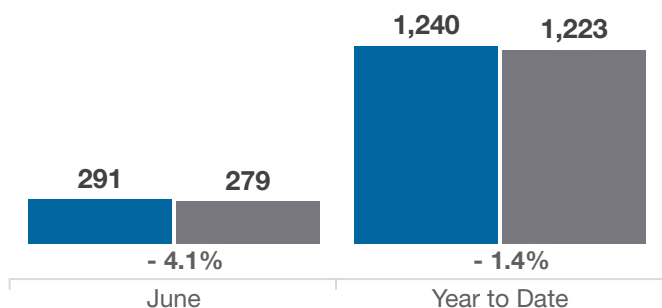
Inventory of Homes for Sale

■ 2021 ■ 2022



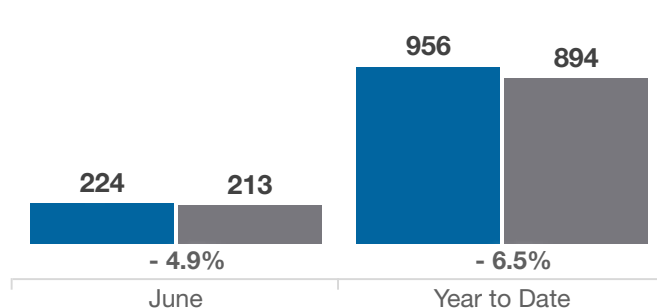
New Listings

■ 2021 ■ 2022



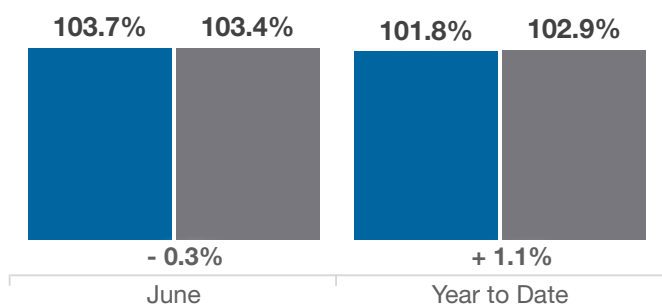
Single Family Sales

■ 2021 ■ 2022



Pct. Of Orig. List Price Received

■ 2021 ■ 2022



Condo Sales

■ 2021 ■ 2022

