

Local Market Update – June 2022

A RESEARCH TOOL PROVIDED BY THE COLUMBUS REALTORS®
BASED ON RESIDENTIAL LISTING DATA ONLY



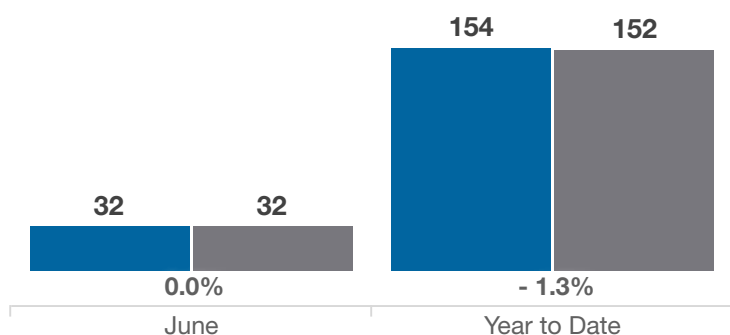
Fayette County

Key Metrics	June			Year to Date		
	2021	2022	% Change	Thru 6-2021	Thru 6-2022	% Change
Closed Sales	32	32	0.0%	154	152	- 1.3%
In Contracts	58	37	- 36.2%	185	161	- 13.0%
Average Sales Price*	\$168,370	\$201,659	+ 19.8%	\$171,447	\$186,395	+ 8.7%
Median Sales Price*	\$171,450	\$190,750	+ 11.3%	\$155,000	\$180,000	+ 16.1%
Average Price Per Square Foot*	\$101.38	\$119.84	+ 18.2%	\$104.38	\$121.65	+ 16.5%
Percent of Original List Price Received*	100.0%	98.7%	- 1.3%	99.3%	99.1%	- 0.2%
Percent of Last List Price Received*	100.1%	101.7%	+ 1.6%	100.1%	100.6%	+ 0.5%
Days on Market Until Sale	23	17	- 26.1%	35	14	- 60.0%
New Listings	62	39	- 37.1%	191	200	+ 4.7%
Median List Price of New Listings	\$154,950	\$215,000	+ 38.8%	\$154,900	\$184,800	+ 19.3%
Median List Price at Time of Sale	\$169,900	\$183,450	+ 8.0%	\$149,900	\$174,900	+ 16.7%
Inventory of Homes for Sale	40	43	+ 7.5%	—	—	—
Months Supply of Inventory	1.4	1.4	0.0%	—	—	—

* Does not account for sale concessions and/or downpayment assistance. | Percent changes are calculated using rounded figures and can sometimes look extreme due to small sample size.

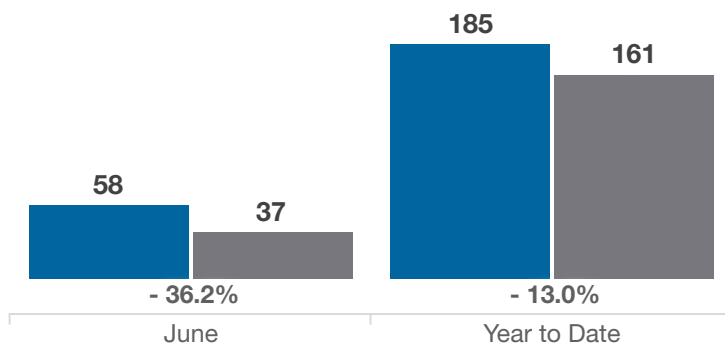
Closed Sales

■ 2021 ■ 2022



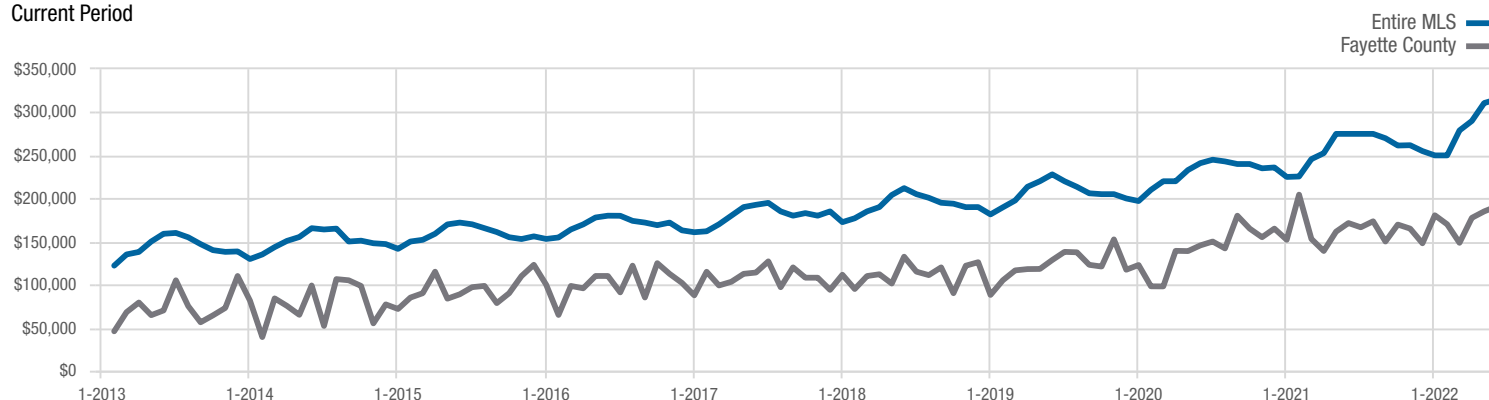
In Contracts

■ 2021 ■ 2022



Median Sales Price

Current Period



Each data point represents the median sales price in a given month.

Local Market Update – June 2022

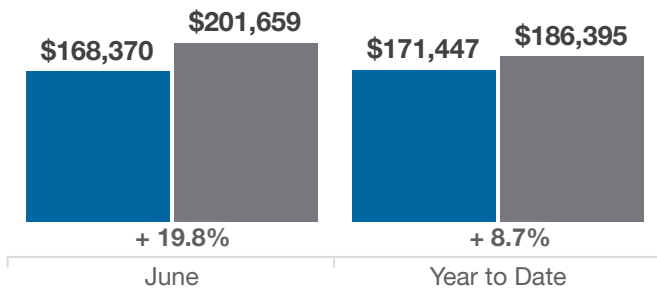
A RESEARCH TOOL PROVIDED BY THE COLUMBUS REALTORS®
BASED ON RESIDENTIAL LISTING DATA ONLY



Fayette County

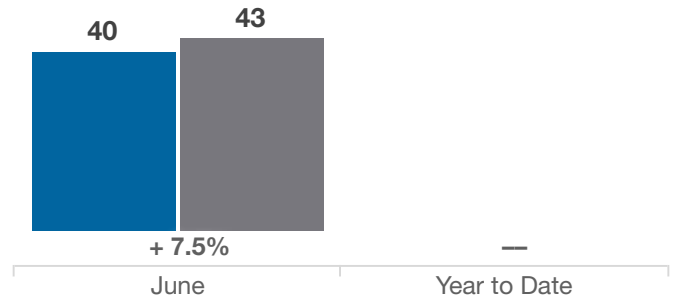
Average Sales Price

■ 2021 ■ 2022



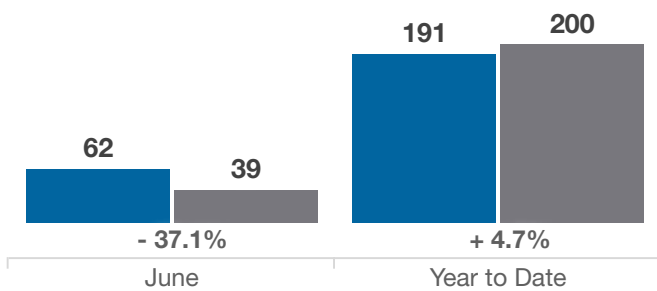
Inventory of Homes for Sale

■ 2021 ■ 2022



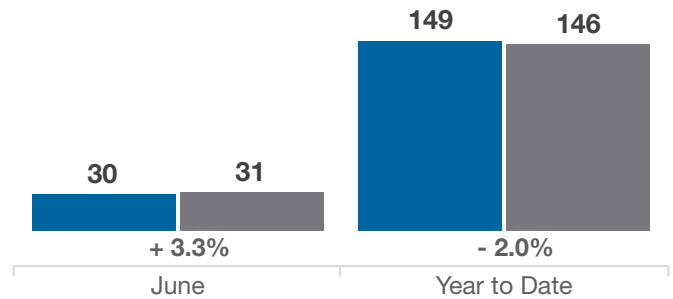
New Listings

■ 2021 ■ 2022



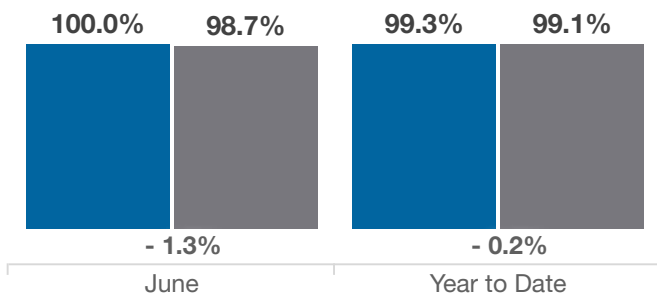
Single Family Sales

■ 2021 ■ 2022



Pct. Of Orig. List Price Received

■ 2021 ■ 2022



Condo Sales

■ 2021 ■ 2022

