

Local Market Update – June 2022

A RESEARCH TOOL PROVIDED BY THE COLUMBUS REALTORS®
BASED ON RESIDENTIAL LISTING DATA ONLY



Gahanna (Corp.)

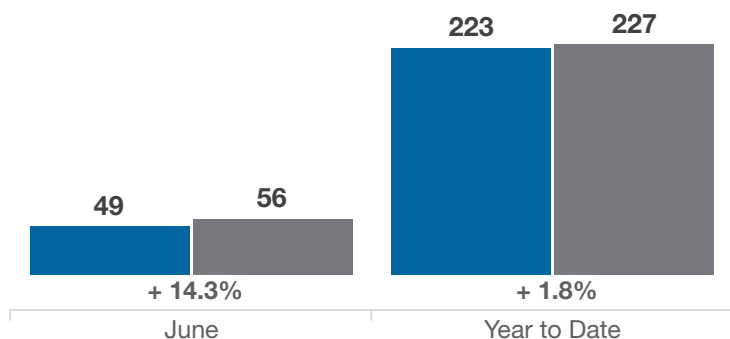
Franklin County

Key Metrics	June			Year to Date		
	2021	2022	% Change	Thru 6-2021	Thru 6-2022	% Change
Closed Sales	49	56	+ 14.3%	223	227	+ 1.8%
In Contracts	60	57	- 5.0%	272	250	- 8.1%
Average Sales Price*	\$350,924	\$380,238	+ 8.4%	\$305,263	\$372,364	+ 22.0%
Median Sales Price*	\$330,000	\$360,000	+ 9.1%	\$280,000	\$345,000	+ 23.2%
Average Price Per Square Foot*	\$171.51	\$208.27	+ 21.4%	\$166.72	\$198.96	+ 19.3%
Percent of Original List Price Received*	105.9%	106.7%	+ 0.8%	104.5%	107.4%	+ 2.8%
Percent of Last List Price Received*	106.0%	106.0%	0.0%	104.5%	107.2%	+ 2.6%
Days on Market Until Sale	5	5	0.0%	8	6	- 25.0%
New Listings	55	65	+ 18.2%	280	289	+ 3.2%
Median List Price of New Listings	\$289,900	\$350,000	+ 20.7%	\$279,000	\$329,900	+ 18.2%
Median List Price at Time of Sale	\$299,000	\$337,450	+ 12.9%	\$265,000	\$310,000	+ 17.0%
Inventory of Homes for Sale	19	31	+ 63.2%	—	—	—
Months Supply of Inventory	0.4	0.7	+ 75.0%	—	—	—

* Does not account for sale concessions and/or downpayment assistance. | Percent changes are calculated using rounded figures and can sometimes look extreme due to small sample size.

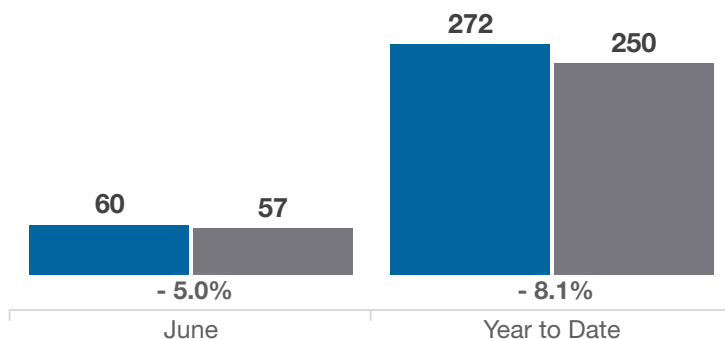
Closed Sales

■ 2021 ■ 2022



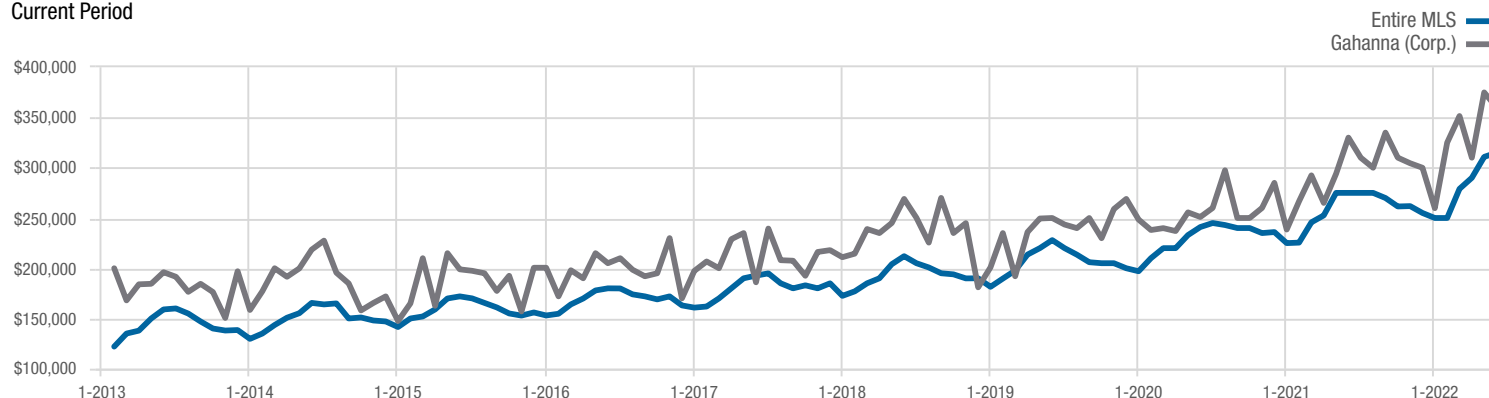
In Contracts

■ 2021 ■ 2022



Median Sales Price

Current Period



Each data point represents the median sales price in a given month.

Local Market Update – June 2022

A RESEARCH TOOL PROVIDED BY THE COLUMBUS REALTORS®
BASED ON RESIDENTIAL LISTING DATA ONLY

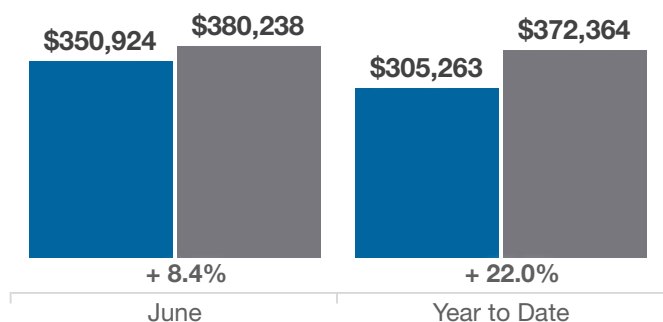


Gahanna (Corp.)

Franklin County

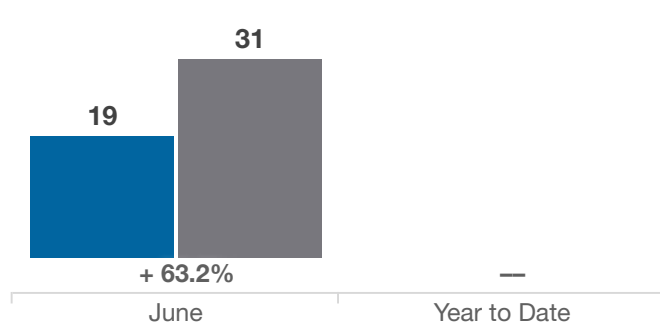
Average Sales Price

■ 2021 ■ 2022



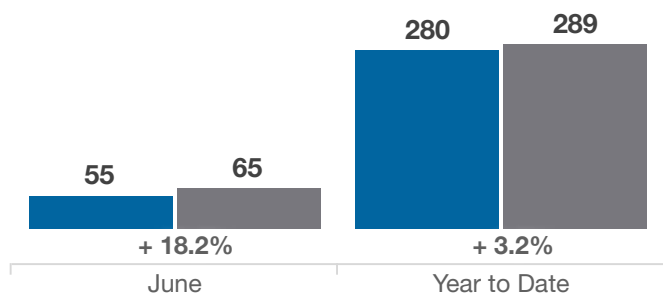
Inventory of Homes for Sale

■ 2021 ■ 2022



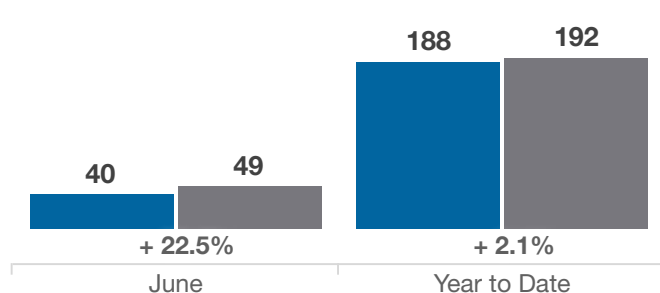
New Listings

■ 2021 ■ 2022



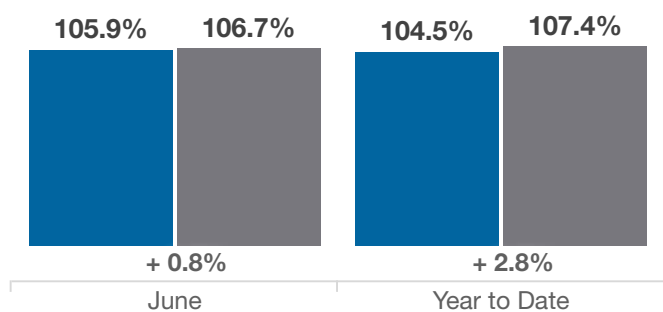
Single Family Sales

■ 2021 ■ 2022



Pct. Of Orig. List Price Received

■ 2021 ■ 2022



Condo Sales

■ 2021 ■ 2022

