

# Local Market Update – June 2022

A RESEARCH TOOL PROVIDED BY THE COLUMBUS REALTORS®  
BASED ON RESIDENTIAL LISTING DATA ONLY



## Gahanna Jefferson City School District

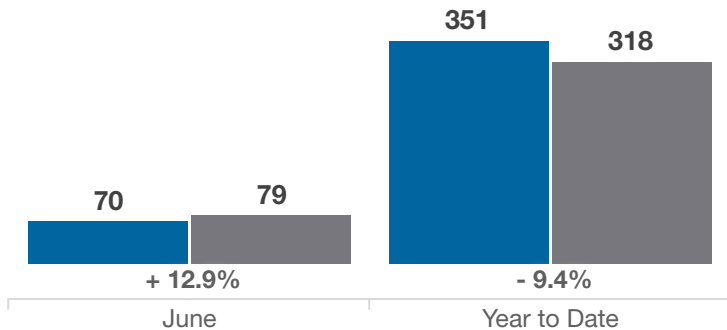
Franklin County

| Key Metrics                              | June      |           |          | Year to Date |             |          |
|--|-----------|-----------|----------|--------------|-------------|----------|
|  | 2021      | 2022      | % Change | Thru 6-2021  | Thru 6-2022 | % Change |
| Closed Sales                             | 70        | 79        | + 12.9%  | 351          | 318         | - 9.4%   |
| In Contracts                             | 98        | 83        | - 15.3%  | 423          | 361         | - 14.7%  |
| Average Sales Price*                     | \$403,067 | \$424,178 | + 5.2%   | \$359,288    | \$411,369   | + 14.5%  |
| Median Sales Price*                      | \$361,750 | \$375,000 | + 3.7%   | \$312,500    | \$356,000   | + 13.9%  |
| Average Price Per Square Foot*           | \$174.26  | \$202.26  | + 16.1%  | \$166.64     | \$197.97    | + 18.8%  |
| Percent of Original List Price Received* | 105.4%    | 106.5%    | + 1.0%   | 103.1%       | 106.4%      | + 3.2%   |
| Percent of Last List Price Received*     | 105.5%    | 106.2%    | + 0.7%   | 103.5%       | 106.3%      | + 2.7%   |
| Days on Market Until Sale                | 7         | 9         | + 28.6%  | 13           | 12          | - 7.7%   |
| New Listings                             | 94        | 97        | + 3.2%   | 440          | 401         | - 8.9%   |
| Median List Price of New Listings        | \$304,950 | \$364,900 | + 19.7%  | \$300,000    | \$345,000   | + 15.0%  |
| Median List Price at Time of Sale        | \$337,450 | \$350,000 | + 3.7%   | \$299,900    | \$339,900   | + 13.3%  |
| Inventory of Homes for Sale              | 42        | 52        | + 23.8%  | —            | —           | —        |
| Months Supply of Inventory               | 0.6       | 0.8       | + 33.3%  | —            | —           | —        |

\* Does not account for sale concessions and/or downpayment assistance. | Percent changes are calculated using rounded figures and can sometimes look extreme due to small sample size.

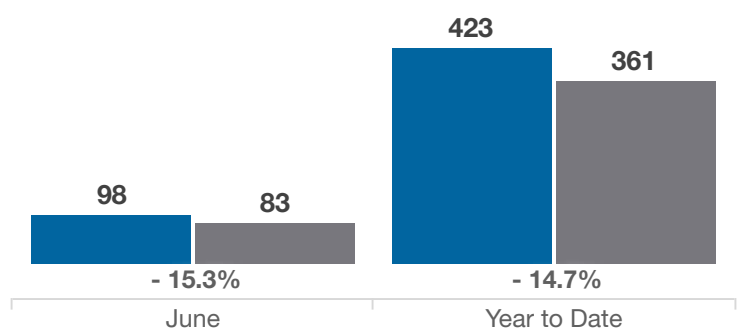
### Closed Sales

■ 2021 ■ 2022



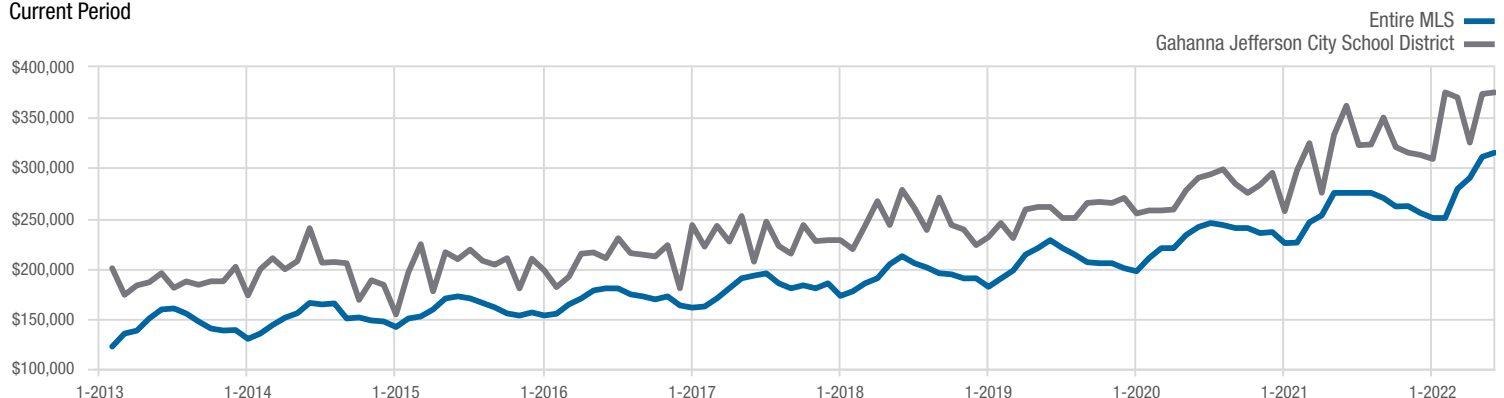
### In Contracts

■ 2021 ■ 2022



### Median Sales Price

Current Period



Each data point represents the median sales price in a given month.

# Local Market Update – June 2022

A RESEARCH TOOL PROVIDED BY THE COLUMBUS REALTORS®  
BASED ON RESIDENTIAL LISTING DATA ONLY

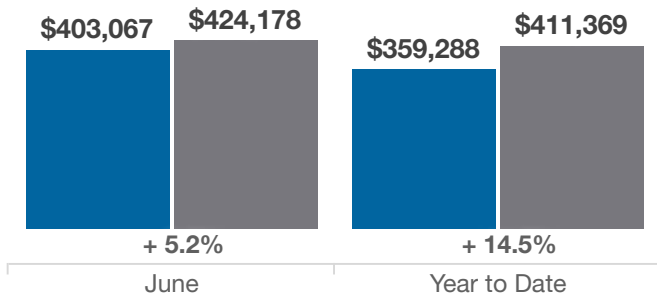


## Gahanna Jefferson City School District

Franklin County

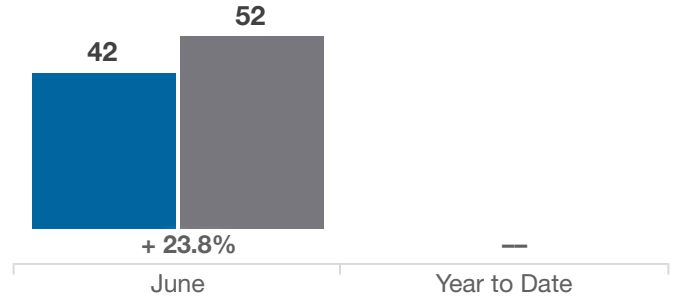
### Average Sales Price

■ 2021 ■ 2022



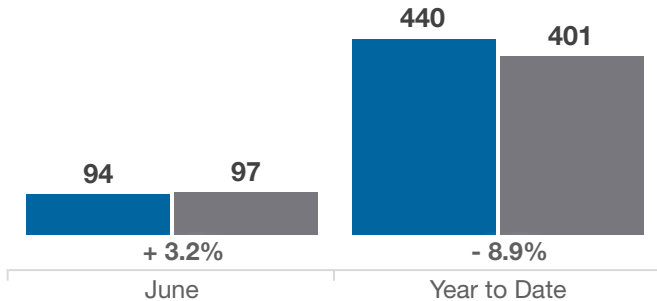
### Inventory of Homes for Sale

■ 2021 ■ 2022



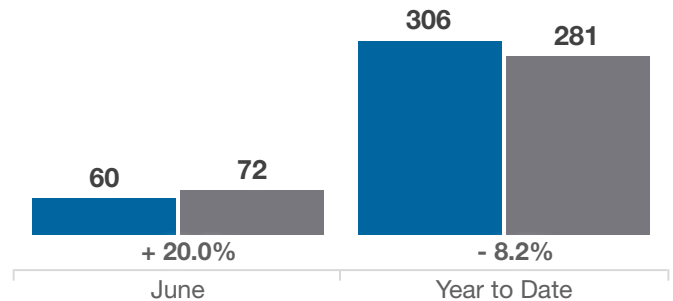
### New Listings

■ 2021 ■ 2022



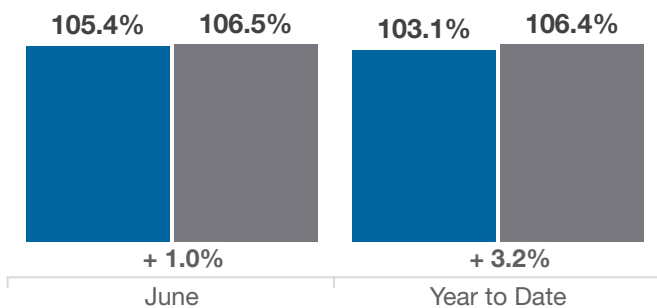
### Single Family Sales

■ 2021 ■ 2022



### Pct. Of Orig. List Price Received

■ 2021 ■ 2022



### Condo Sales

■ 2021 ■ 2022

