

Local Market Update – June 2022

A RESEARCH TOOL PROVIDED BY THE COLUMBUS REALTORS®
BASED ON RESIDENTIAL LISTING DATA ONLY



Grandview Heights (Corp.)

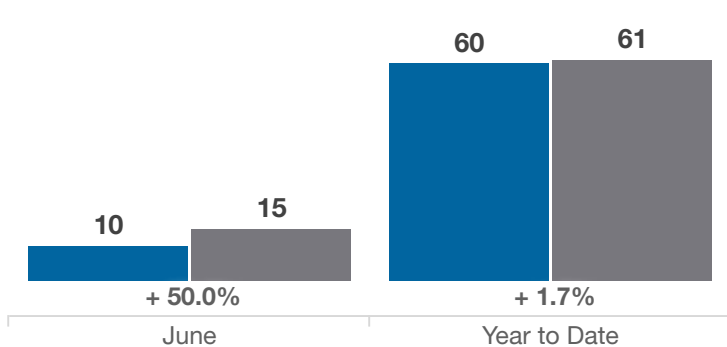
Franklin County

Key Metrics	June			Year to Date		
	2021	2022	% Change	Thru 6-2021	Thru 6-2022	% Change
Closed Sales	10	15	+ 50.0%	60	61	+ 1.7%
In Contracts	12	23	+ 91.7%	62	76	+ 22.6%
Average Sales Price*	\$519,600	\$528,100	+ 1.6%	\$436,128	\$529,515	+ 21.4%
Median Sales Price*	\$492,500	\$525,000	+ 6.6%	\$407,500	\$525,000	+ 28.8%
Average Price Per Square Foot*	\$290.02	\$360.78	+ 24.4%	\$282.81	\$311.19	+ 10.0%
Percent of Original List Price Received*	103.4%	102.3%	- 1.1%	103.0%	101.2%	- 1.7%
Percent of Last List Price Received*	104.3%	102.8%	- 1.4%	103.7%	102.8%	- 0.9%
Days on Market Until Sale	24	10	- 58.3%	29	25	- 13.8%
New Listings	10	10	0.0%	59	72	+ 22.0%
Median List Price of New Listings	\$434,500	\$525,000	+ 20.8%	\$435,900	\$517,500	+ 18.7%
Median List Price at Time of Sale	\$467,250	\$510,000	+ 9.1%	\$432,950	\$500,000	+ 15.5%
Inventory of Homes for Sale	9	15	+ 66.7%	—	—	—
Months Supply of Inventory	0.7	1.4	+ 100.0%	—	—	—

* Does not account for sale concessions and/or downpayment assistance. | Percent changes are calculated using rounded figures and can sometimes look extreme due to small sample size.

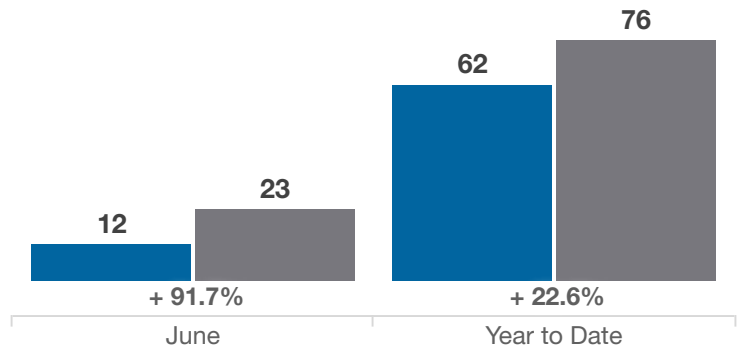
Closed Sales

■ 2021 ■ 2022



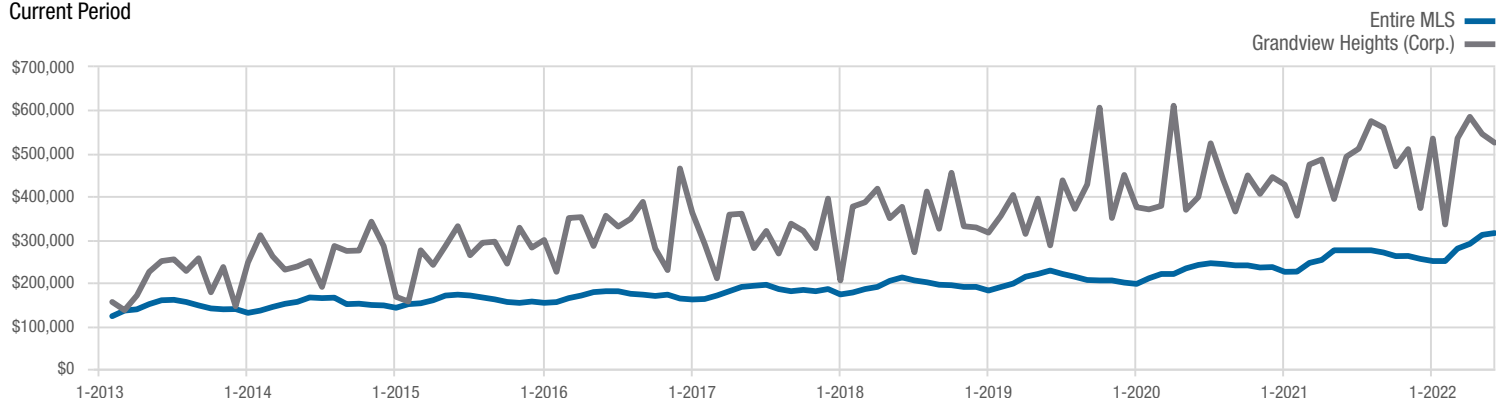
In Contracts

■ 2021 ■ 2022



Median Sales Price

Current Period



Each data point represents the median sales price in a given month.

Local Market Update – June 2022

A RESEARCH TOOL PROVIDED BY THE COLUMBUS REALTORS®
BASED ON RESIDENTIAL LISTING DATA ONLY

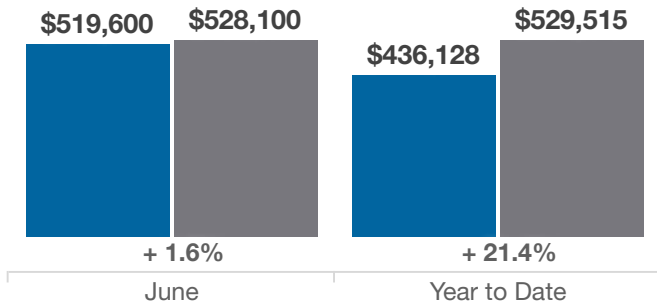


Grandview Heights (Corp.)

Franklin County

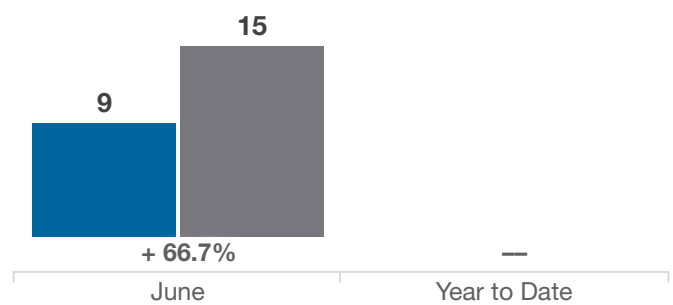
Average Sales Price

■ 2021 ■ 2022



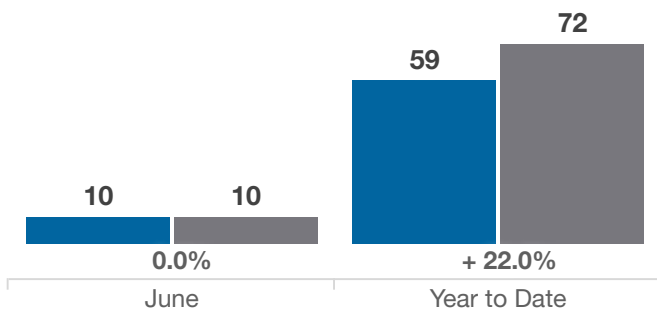
Inventory of Homes for Sale

■ 2021 ■ 2022



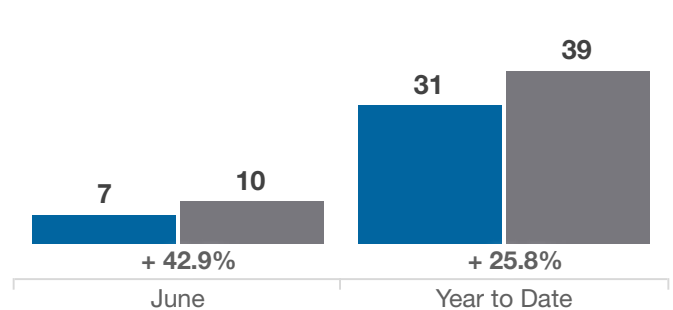
New Listings

■ 2021 ■ 2022



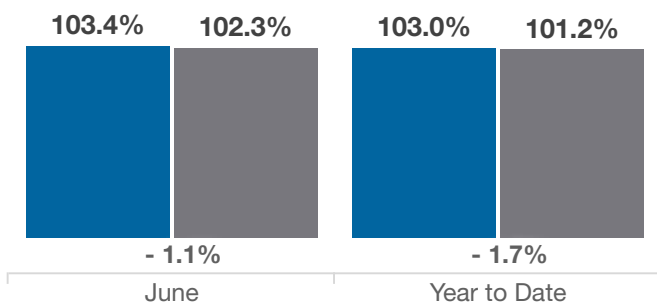
Single Family Sales

■ 2021 ■ 2022



Pct. Of Orig. List Price Received

■ 2021 ■ 2022



Condo Sales

■ 2021 ■ 2022

