

Local Market Update – June 2022

A RESEARCH TOOL PROVIDED BY THE COLUMBUS REALTORS®
BASED ON RESIDENTIAL LISTING DATA ONLY



Grove City (Corp.)

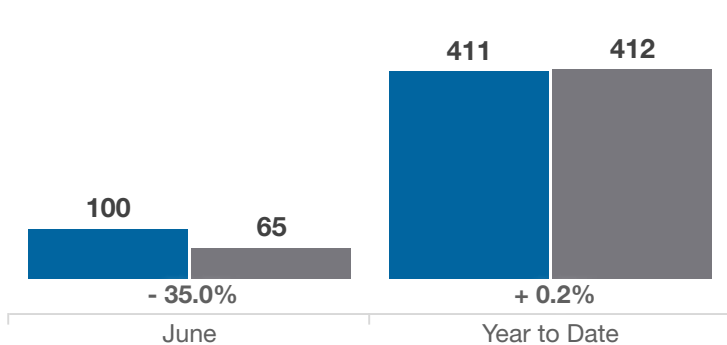
Franklin County

Key Metrics	June			Year to Date		
	2021	2022	% Change	Thru 6-2021	Thru 6-2022	% Change
Closed Sales	100	65	- 35.0%	411	412	+ 0.2%
In Contracts	111	96	- 13.5%	471	435	- 7.6%
Average Sales Price*	\$298,309	\$343,348	+ 15.1%	\$302,133	\$342,795	+ 13.5%
Median Sales Price*	\$285,000	\$331,000	+ 16.1%	\$290,000	\$334,500	+ 15.3%
Average Price Per Square Foot*	\$162.45	\$191.99	+ 18.2%	\$159.10	\$184.98	+ 16.3%
Percent of Original List Price Received*	103.7%	103.4%	- 0.3%	102.8%	103.2%	+ 0.4%
Percent of Last List Price Received*	103.3%	103.2%	- 0.1%	102.7%	103.0%	+ 0.3%
Days on Market Until Sale	14	8	- 42.9%	16	18	+ 12.5%
New Listings	114	102	- 10.5%	508	462	- 9.1%
Median List Price of New Listings	\$299,900	\$389,900	+ 30.0%	\$294,700	\$339,900	+ 15.3%
Median List Price at Time of Sale	\$279,950	\$319,900	+ 14.3%	\$279,900	\$325,000	+ 16.1%
Inventory of Homes for Sale	52	72	+ 38.5%	—	—	—
Months Supply of Inventory	0.7	0.9	+ 28.6%	—	—	—

* Does not account for sale concessions and/or downpayment assistance. | Percent changes are calculated using rounded figures and can sometimes look extreme due to small sample size.

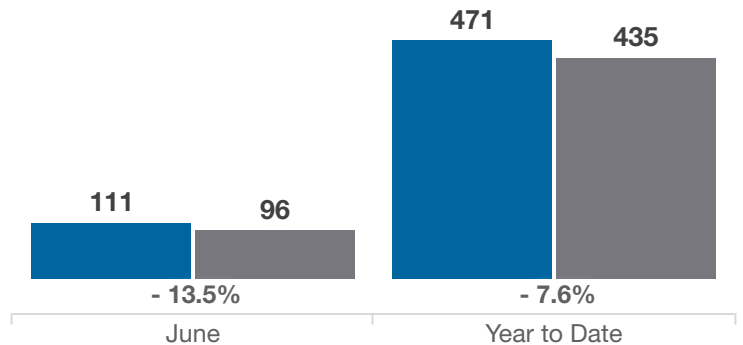
Closed Sales

■ 2021 ■ 2022



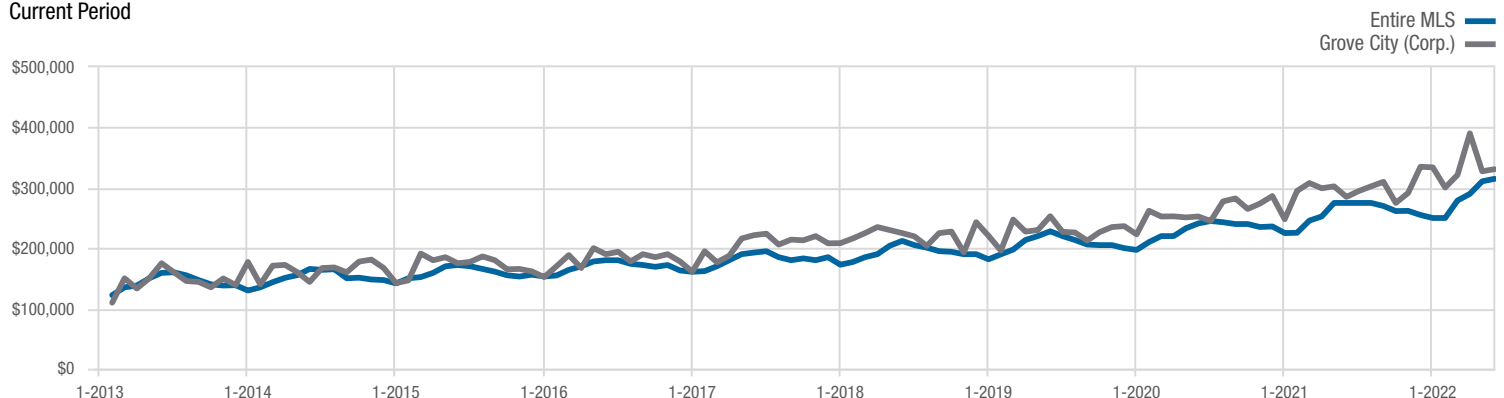
In Contracts

■ 2021 ■ 2022



Median Sales Price

Current Period



Each data point represents the median sales price in a given month.

Local Market Update – June 2022

A RESEARCH TOOL PROVIDED BY THE COLUMBUS REALTORS®
BASED ON RESIDENTIAL LISTING DATA ONLY

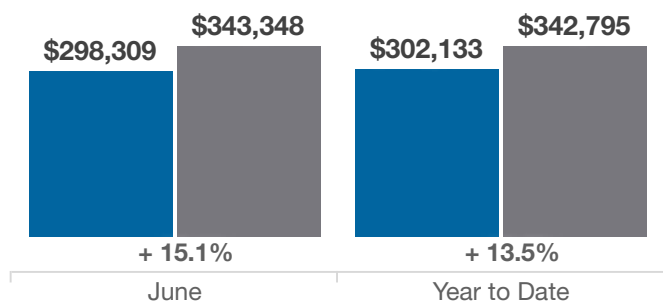


Grove City (Corp.)

Franklin County

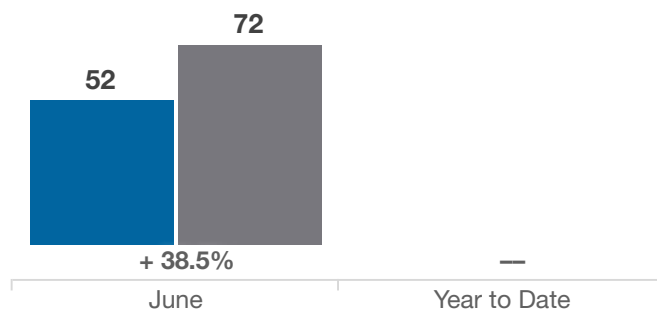
Average Sales Price

■ 2021 ■ 2022



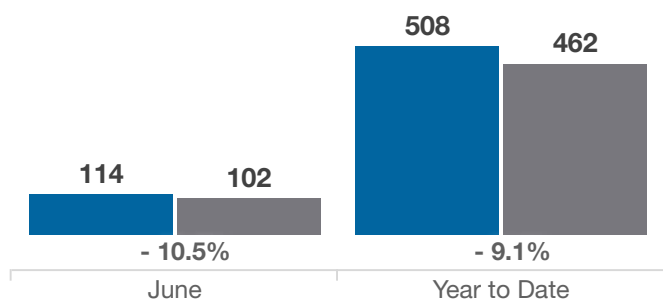
Inventory of Homes for Sale

■ 2021 ■ 2022



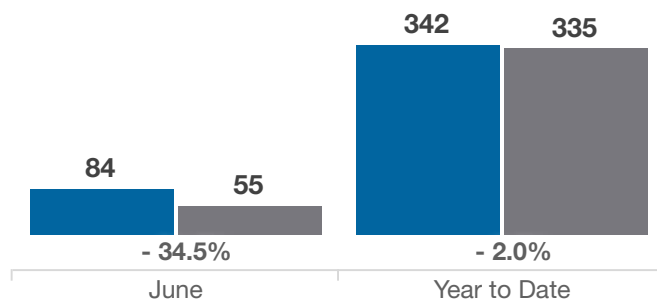
New Listings

■ 2021 ■ 2022



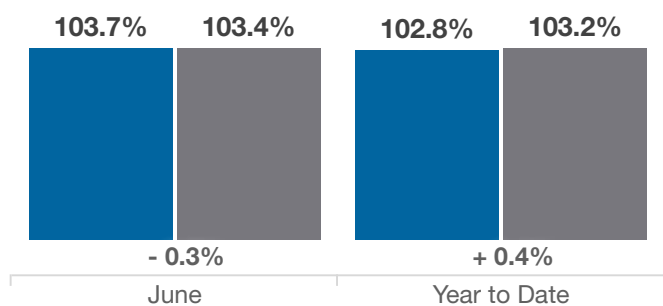
Single Family Sales

■ 2021 ■ 2022



Pct. Of Orig. List Price Received

■ 2021 ■ 2022



Condo Sales

■ 2021 ■ 2022

