

# Local Market Update – June 2022

A RESEARCH TOOL PROVIDED BY THE COLUMBUS REALTORS®  
BASED ON RESIDENTIAL LISTING DATA ONLY



## Groveport Madison Local School District

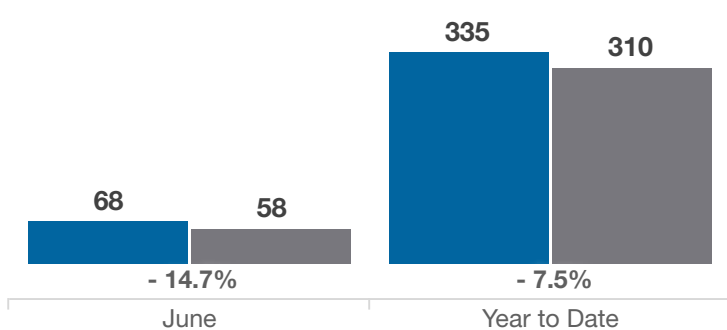
Franklin County

Key Metrics	June			Year to Date		
	2021	2022	% Change	Thru 6-2021	Thru 6-2022	% Change
Closed Sales	68	58	- 14.7%	335	310	- 7.5%
In Contracts	74	65	- 12.2%	355	342	- 3.7%
Average Sales Price*	\$204,843	\$253,838	+ 23.9%	\$197,533	\$245,755	+ 24.4%
Median Sales Price*	\$200,000	\$249,450	+ 24.7%	\$190,420	\$240,000	+ 26.0%
Average Price Per Square Foot*	\$147.01	\$174.17	+ 18.5%	\$135.95	\$162.29	+ 19.4%
Percent of Original List Price Received*	107.2%	104.9%	- 2.1%	104.4%	105.3%	+ 0.9%
Percent of Last List Price Received*	106.4%	105.2%	- 1.1%	103.8%	105.2%	+ 1.3%
Days on Market Until Sale	7	8	+ 14.3%	7	8	+ 14.3%
New Listings	69	80	+ 15.9%	362	387	+ 6.9%
Median List Price of New Listings	\$194,900	\$229,500	+ 17.8%	\$180,000	\$230,000	+ 27.8%
Median List Price at Time of Sale	\$179,900	\$232,450	+ 29.2%	\$179,900	\$220,000	+ 22.3%
Inventory of Homes for Sale	26	56	+ 115.4%	—	—	—
Months Supply of Inventory	0.4	0.9	+ 125.0%	—	—	—

\* Does not account for sale concessions and/or downpayment assistance. | Percent changes are calculated using rounded figures and can sometimes look extreme due to small sample size.

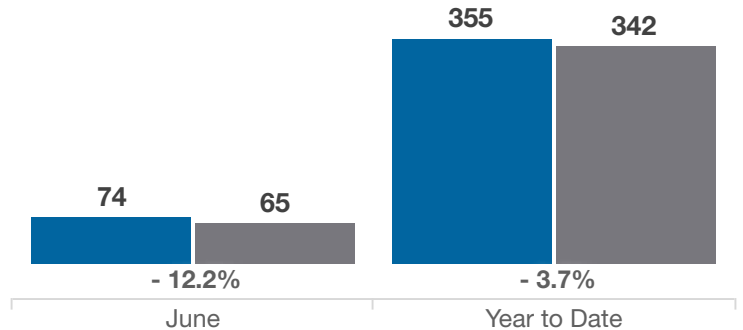
### Closed Sales

■ 2021 ■ 2022



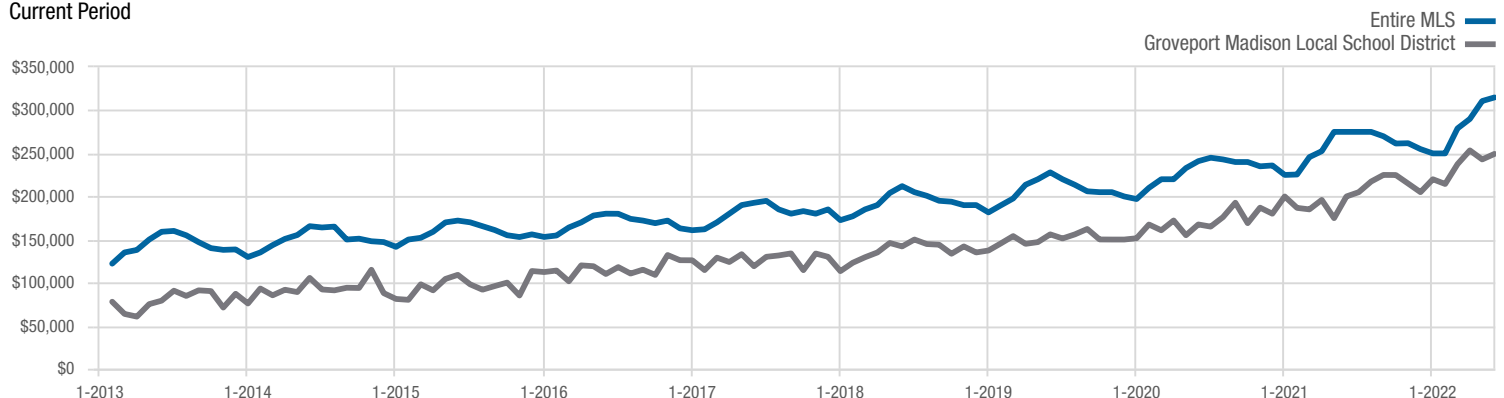
### In Contracts

■ 2021 ■ 2022



### Median Sales Price

Current Period



Each data point represents the median sales price in a given month.

# Local Market Update – June 2022

A RESEARCH TOOL PROVIDED BY THE COLUMBUS REALTORS®  
BASED ON RESIDENTIAL LISTING DATA ONLY

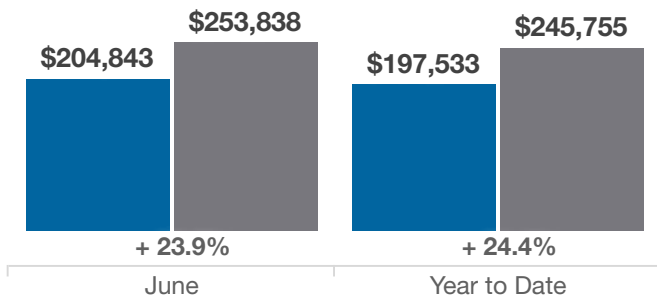


## Groveport Madison Local School District

Franklin County

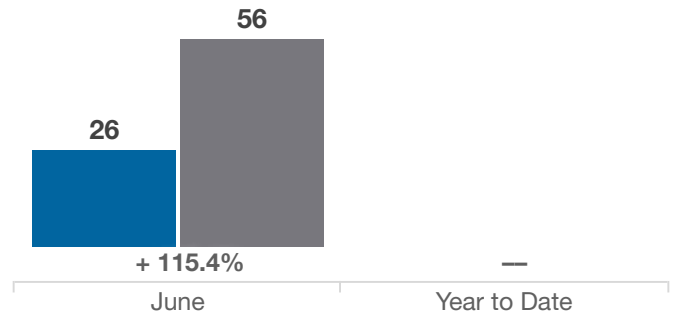
### Average Sales Price

■ 2021 ■ 2022



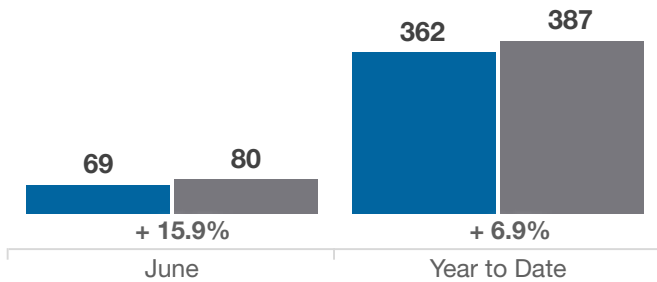
### Inventory of Homes for Sale

■ 2021 ■ 2022



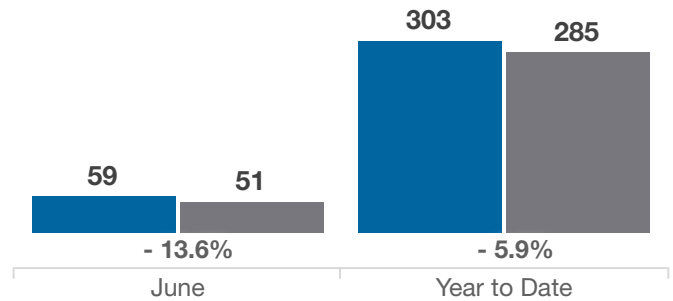
### New Listings

■ 2021 ■ 2022



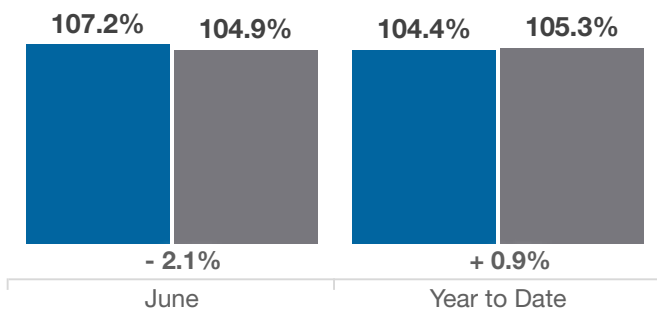
### Single Family Sales

■ 2021 ■ 2022



### Pct. Of Orig. List Price Received

■ 2021 ■ 2022



### Condo Sales

■ 2021 ■ 2022

