

# Local Market Update – June 2022

A RESEARCH TOOL PROVIDED BY THE COLUMBUS REALTORS®  
BASED ON RESIDENTIAL LISTING DATA ONLY



## Hilliard (Corp.)

Franklin County

Key Metrics	June			Year to Date		
	2021	2022	% Change	Thru 6-2021	Thru 6-2022	% Change
Closed Sales	57	44	- 22.8%	241	205	- 14.9%
In Contracts	76	56	- 26.3%	286	227	- 20.6%
Average Sales Price*	\$361,385	\$467,129	+ 29.3%	\$340,392	\$419,519	+ 23.2%
Median Sales Price*	\$355,000	\$465,500	+ 31.1%	\$326,500	\$410,000	+ 25.6%
Average Price Per Square Foot*	\$186.70	\$214.15	+ 14.7%	\$178.56	\$208.12	+ 16.6%
Percent of Original List Price Received*	106.2%	107.3%	+ 1.0%	104.7%	106.6%	+ 1.8%
Percent of Last List Price Received*	105.6%	108.2%	+ 2.5%	104.5%	106.7%	+ 2.1%
Days on Market Until Sale	4	7	+ 75.0%	8	7	- 12.5%
New Listings	71	63	- 11.3%	305	251	- 17.7%
Median List Price of New Listings	\$355,000	\$365,000	+ 2.8%	\$324,900	\$374,900	+ 15.4%
Median List Price at Time of Sale	\$339,900	\$422,450	+ 24.3%	\$310,000	\$375,000	+ 21.0%
Inventory of Homes for Sale	22	31	+ 40.9%	—	—	—
Months Supply of Inventory	0.5	0.7	+ 40.0%	—	—	—

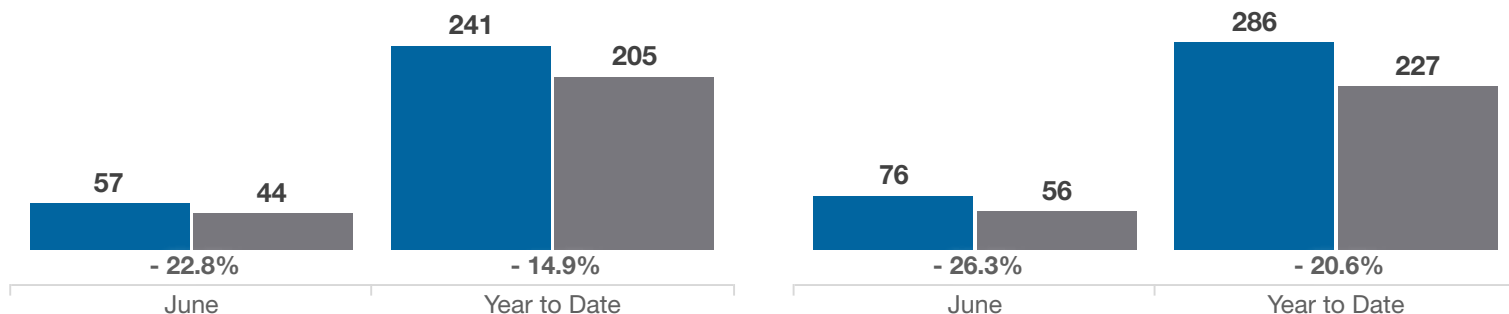
\* Does not account for sale concessions and/or downpayment assistance. | Percent changes are calculated using rounded figures and can sometimes look extreme due to small sample size.

### Closed Sales

■ 2021 ■ 2022

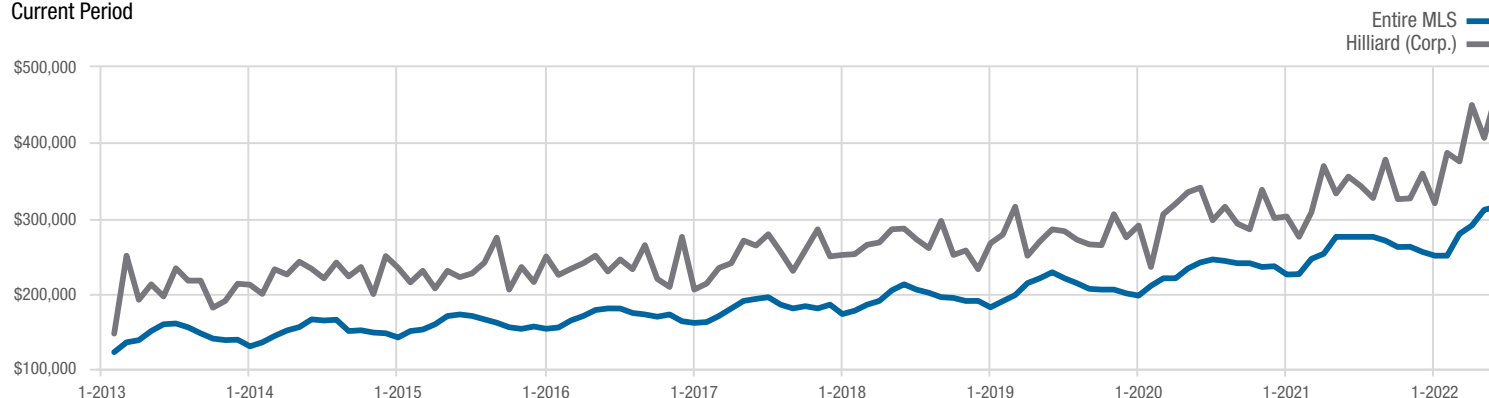
### In Contracts

■ 2021 ■ 2022



### Median Sales Price

Current Period



Each data point represents the median sales price in a given month.

# Local Market Update – June 2022

A RESEARCH TOOL PROVIDED BY THE COLUMBUS REALTORS®  
BASED ON RESIDENTIAL LISTING DATA ONLY

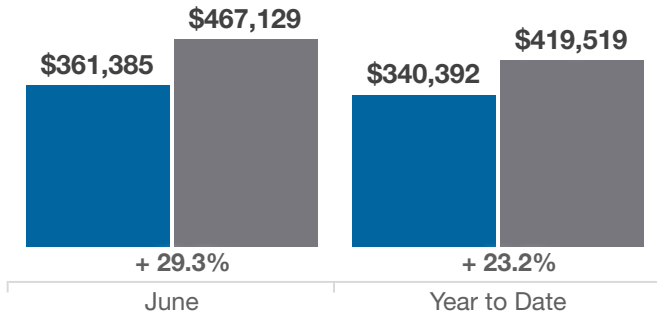


## Hilliard (Corp.)

Franklin County

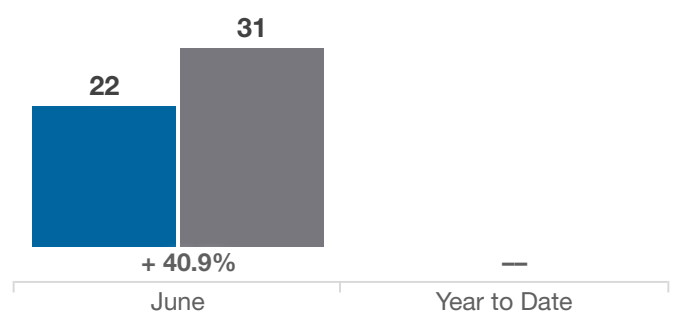
### Average Sales Price

■ 2021 ■ 2022



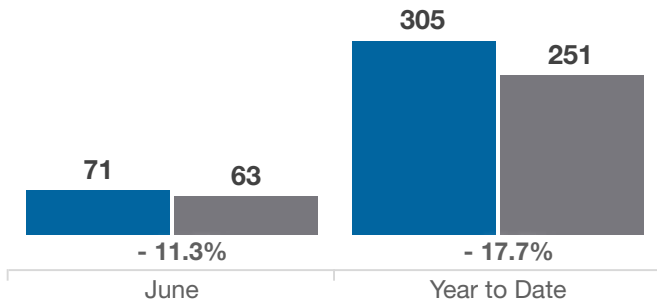
### Inventory of Homes for Sale

■ 2021 ■ 2022



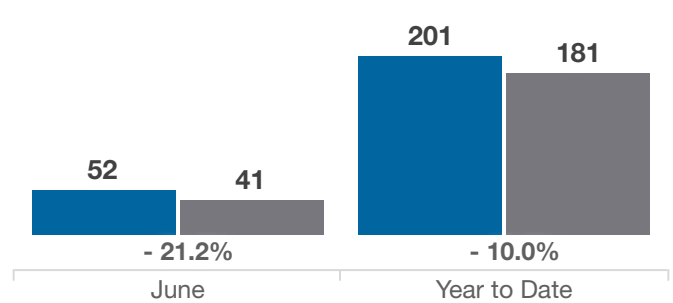
### New Listings

■ 2021 ■ 2022



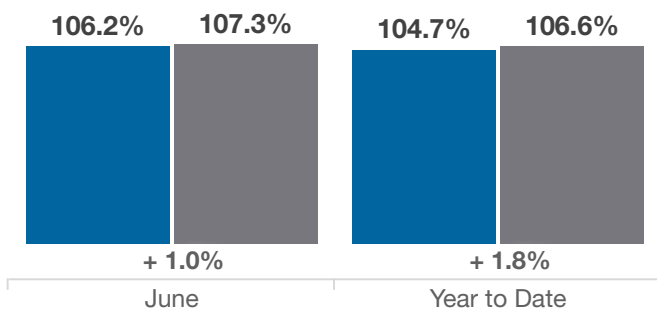
### Single Family Sales

■ 2021 ■ 2022



### Pct. Of Orig. List Price Received

■ 2021 ■ 2022



### Condo Sales

■ 2021 ■ 2022

