

Local Market Update – June 2022

A RESEARCH TOOL PROVIDED BY THE COLUMBUS REALTORS®
BASED ON RESIDENTIAL LISTING DATA ONLY



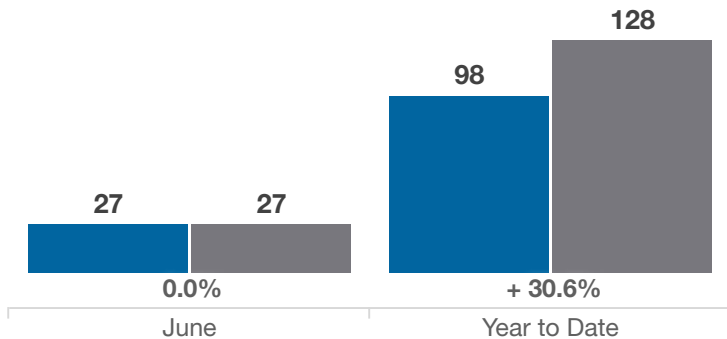
Logan County

Key Metrics	June			Year to Date		
	2021	2022	% Change	Thru 6-2021	Thru 6-2022	% Change
Closed Sales	27	27	0.0%	98	128	+ 30.6%
In Contracts	36	26	- 27.8%	116	136	+ 17.2%
Average Sales Price*	\$249,928	\$323,139	+ 29.3%	\$240,175	\$295,992	+ 23.2%
Median Sales Price*	\$193,000	\$250,000	+ 29.5%	\$201,700	\$254,000	+ 25.9%
Average Price Per Square Foot*	\$143.41	\$181.55	+ 26.6%	\$147.66	\$171.34	+ 16.0%
Percent of Original List Price Received*	100.1%	98.5%	- 1.6%	98.5%	97.8%	- 0.7%
Percent of Last List Price Received*	100.8%	99.9%	- 0.9%	99.9%	99.5%	- 0.4%
Days on Market Until Sale	10	21	+ 110.0%	24	32	+ 33.3%
New Listings	31	34	+ 9.7%	138	176	+ 27.5%
Median List Price of New Listings	\$199,900	\$322,450	+ 61.3%	\$199,900	\$279,950	+ 40.0%
Median List Price at Time of Sale	\$182,900	\$249,900	+ 36.6%	\$193,200	\$244,900	+ 26.8%
Inventory of Homes for Sale	29	58	+ 100.0%	—	—	—
Months Supply of Inventory	1.5	2.5	+ 66.7%	—	—	—

* Does not account for sale concessions and/or downpayment assistance. | Percent changes are calculated using rounded figures and can sometimes look extreme due to small sample size.

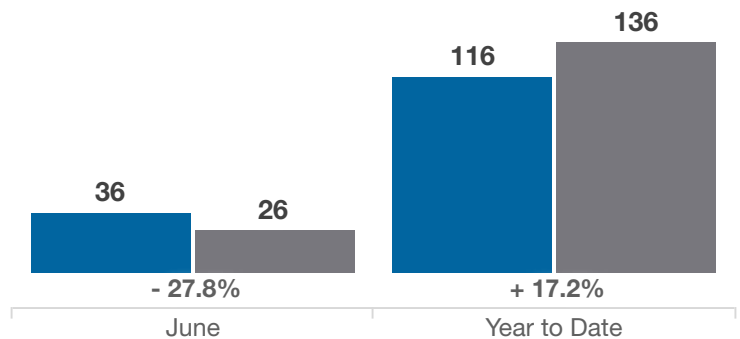
Closed Sales

■ 2021 ■ 2022



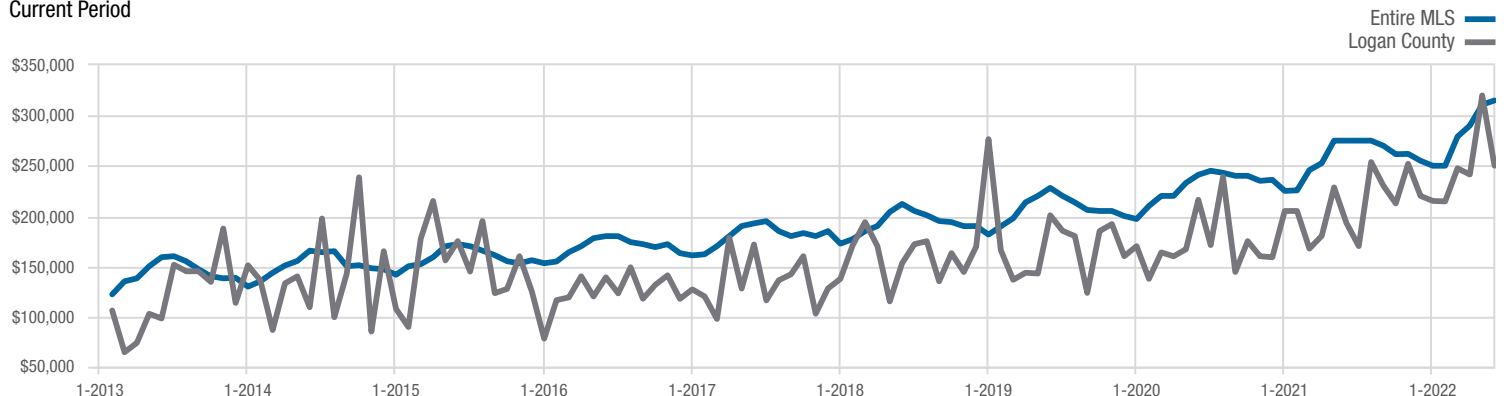
In Contracts

■ 2021 ■ 2022



Median Sales Price

Current Period



Each data point represents the median sales price in a given month.

Local Market Update – June 2022

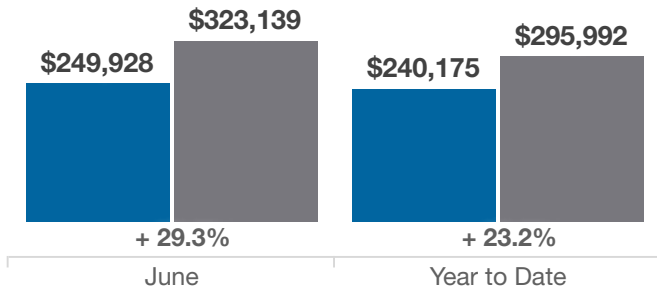
A RESEARCH TOOL PROVIDED BY THE COLUMBUS REALTORS®
BASED ON RESIDENTIAL LISTING DATA ONLY



Logan County

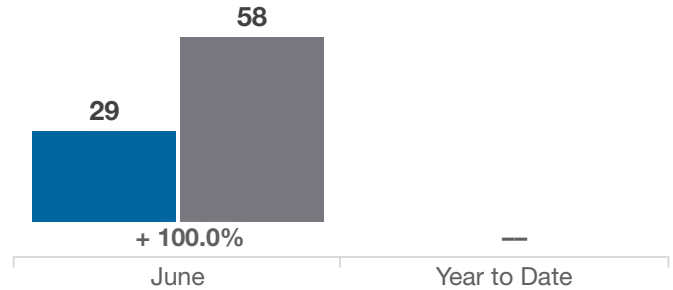
Average Sales Price

■ 2021 ■ 2022



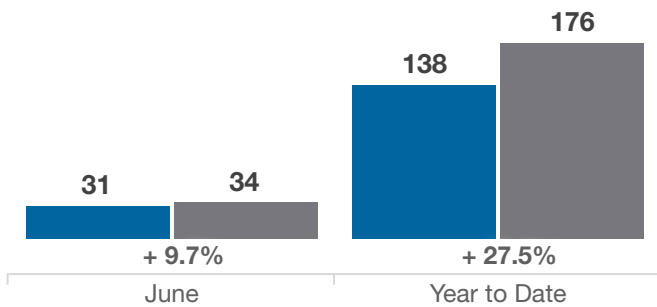
Inventory of Homes for Sale

■ 2021 ■ 2022



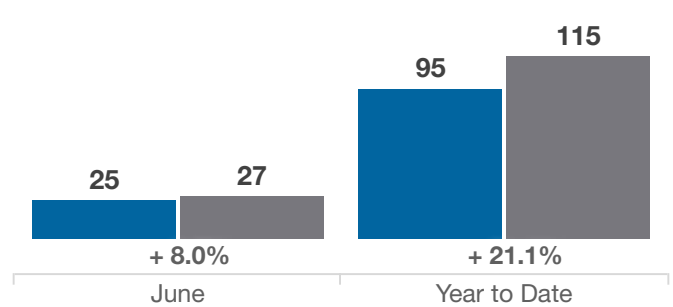
New Listings

■ 2021 ■ 2022



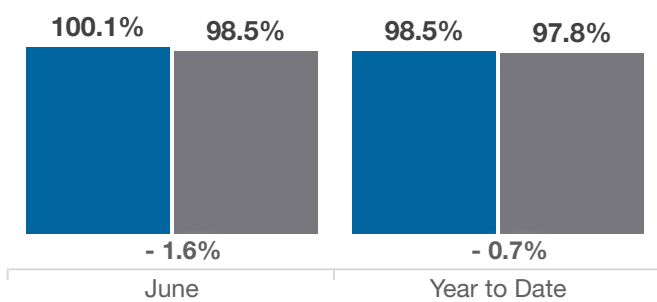
Single Family Sales

■ 2021 ■ 2022



Pct. Of Orig. List Price Received

■ 2021 ■ 2022



Condo Sales

■ 2021 ■ 2022

