

# Local Market Update – June 2022

A RESEARCH TOOL PROVIDED BY THE COLUMBUS REALTORS®  
BASED ON RESIDENTIAL LISTING DATA ONLY



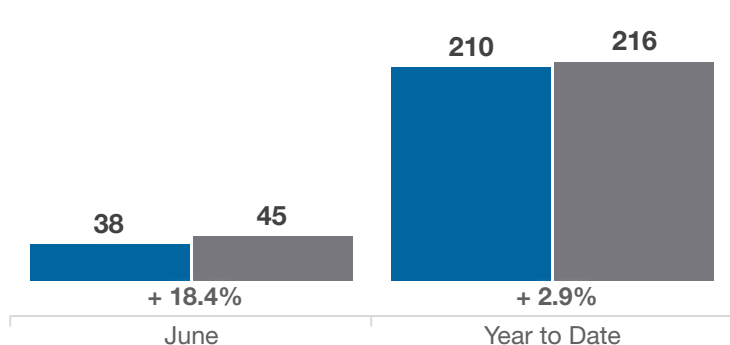
## Madison County

Key Metrics	June			Year to Date		
	2021	2022	% Change	Thru 6-2021	Thru 6-2022	% Change
Closed Sales	38	45	+ 18.4%	210	216	+ 2.9%
In Contracts	57	61	+ 7.0%	242	282	+ 16.5%
Average Sales Price*	\$291,534	\$313,624	+ 7.6%	\$260,862	\$280,844	+ 7.7%
Median Sales Price*	\$263,500	\$282,450	+ 7.2%	\$235,000	\$242,500	+ 3.2%
Average Price Per Square Foot*	\$168.89	\$177.76	+ 5.3%	\$146.56	\$166.98	+ 13.9%
Percent of Original List Price Received*	102.8%	99.3%	- 3.4%	100.5%	99.2%	- 1.3%
Percent of Last List Price Received*	103.3%	101.0%	- 2.2%	101.2%	100.3%	- 0.9%
Days on Market Until Sale	6	14	+ 133.3%	14	18	+ 28.6%
New Listings	66	55	- 16.7%	258	313	+ 21.3%
Median List Price of New Listings	\$257,450	\$294,900	+ 14.5%	\$239,450	\$279,900	+ 16.9%
Median List Price at Time of Sale	\$252,050	\$279,900	+ 11.0%	\$229,450	\$239,900	+ 4.6%
Inventory of Homes for Sale	34	45	+ 32.4%	—	—	—
Months Supply of Inventory	0.8	1.0	+ 25.0%	—	—	—

\* Does not account for sale concessions and/or downpayment assistance. | Percent changes are calculated using rounded figures and can sometimes look extreme due to small sample size.

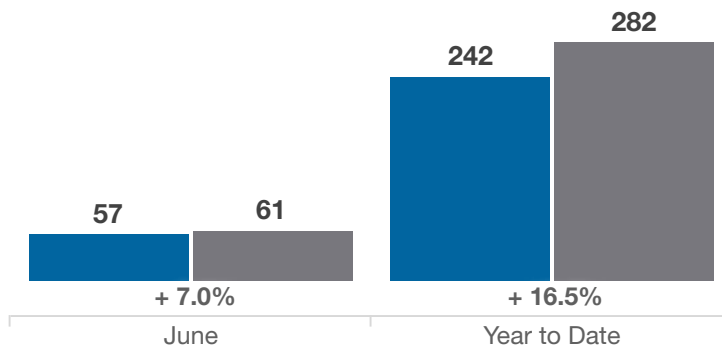
### Closed Sales

■ 2021 ■ 2022



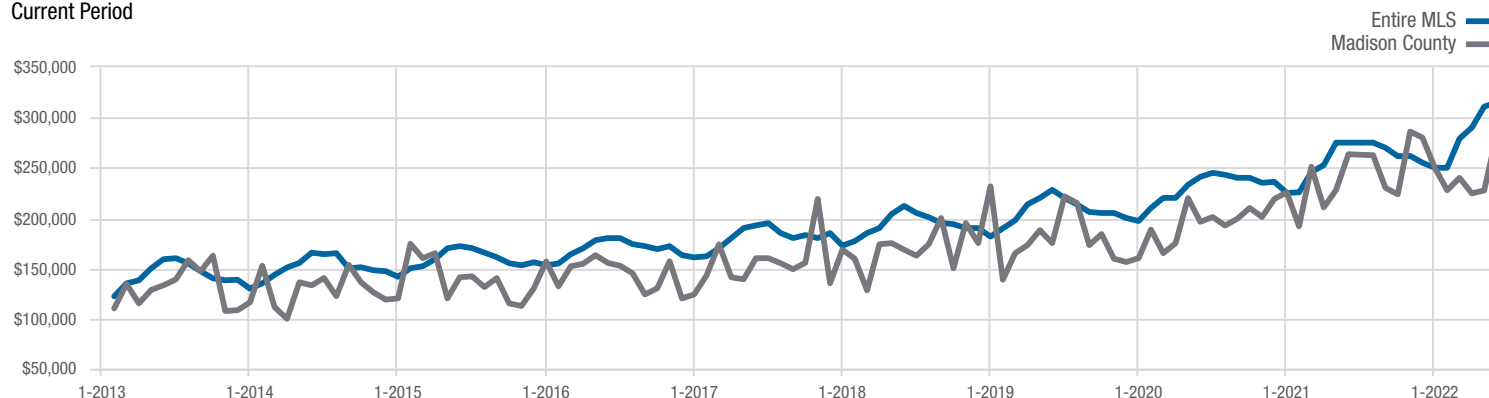
### In Contracts

■ 2021 ■ 2022



### Median Sales Price

Current Period



Each data point represents the median sales price in a given month.

# Local Market Update – June 2022

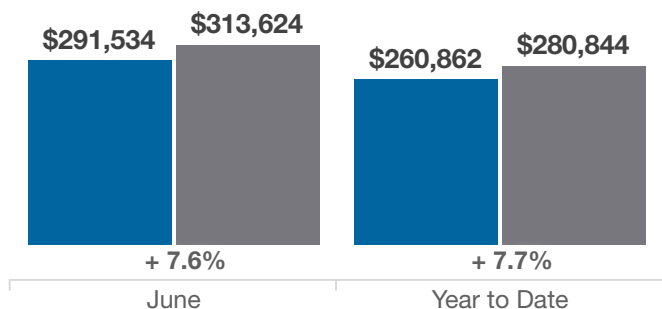
A RESEARCH TOOL PROVIDED BY THE COLUMBUS REALTORS®  
BASED ON RESIDENTIAL LISTING DATA ONLY



## Madison County

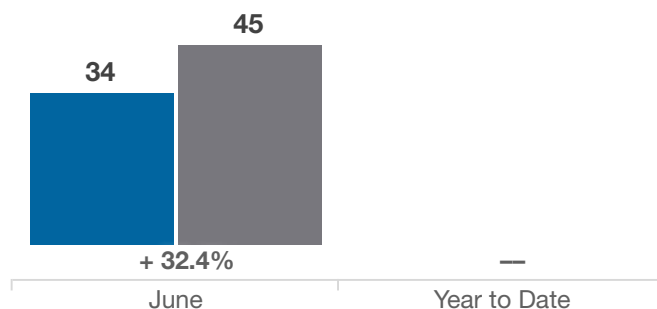
### Average Sales Price

■ 2021 ■ 2022



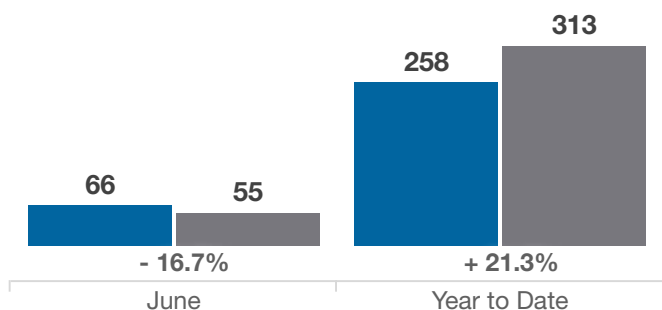
### Inventory of Homes for Sale

■ 2021 ■ 2022



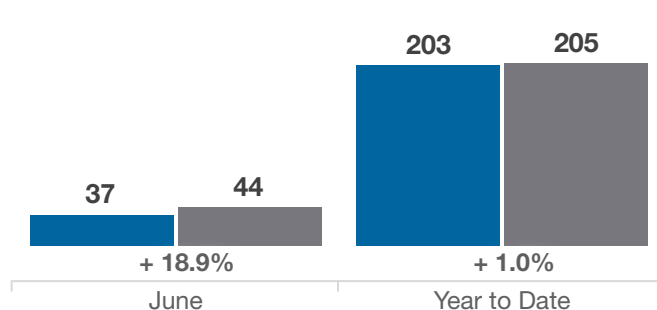
### New Listings

■ 2021 ■ 2022



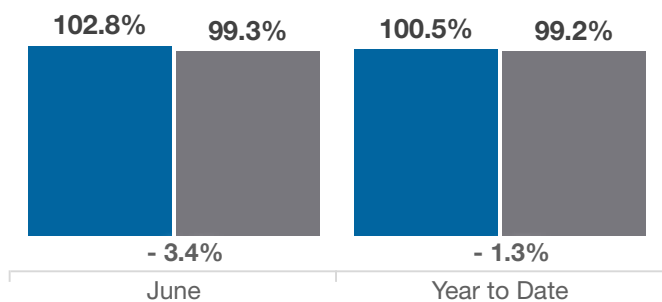
### Single Family Sales

■ 2021 ■ 2022



### Pct. Of Orig. List Price Received

■ 2021 ■ 2022



### Condo Sales

■ 2021 ■ 2022

