

# Local Market Update – June 2022

A RESEARCH TOOL PROVIDED BY THE COLUMBUS REALTORS®  
BASED ON RESIDENTIAL LISTING DATA ONLY



## Marysville Exempted Village School District

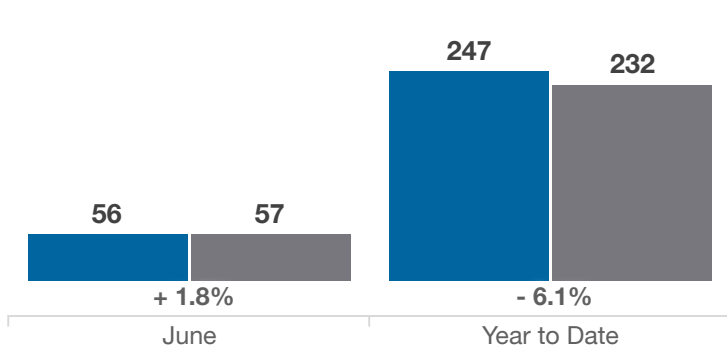
Union County

Key Metrics	June			Year to Date		
	2021	2022	% Change	Thru 6-2021	Thru 6-2022	% Change
Closed Sales	56	57	+ 1.8%	247	232	- 6.1%
In Contracts	70	58	- 17.1%	284	257	- 9.5%
Average Sales Price*	\$303,503	\$352,750	+ 16.2%	\$298,688	\$336,272	+ 12.6%
Median Sales Price*	\$300,500	\$325,000	+ 8.2%	\$290,000	\$324,700	+ 12.0%
Average Price Per Square Foot*	\$146.71	\$178.79	+ 21.9%	\$149.53	\$174.76	+ 16.9%
Percent of Original List Price Received*	105.7%	103.9%	- 1.7%	103.1%	103.4%	+ 0.3%
Percent of Last List Price Received*	106.0%	104.5%	- 1.4%	103.3%	104.0%	+ 0.7%
Days on Market Until Sale	6	7	+ 16.7%	13	10	- 23.1%
New Listings	66	52	- 21.2%	288	260	- 9.7%
Median List Price of New Listings	\$279,723	\$314,950	+ 12.6%	\$279,900	\$315,500	+ 12.7%
Median List Price at Time of Sale	\$279,900	\$300,000	+ 7.2%	\$279,900	\$304,950	+ 8.9%
Inventory of Homes for Sale	26	27	+ 3.8%	—	—	—
Months Supply of Inventory	0.5	0.6	+ 20.0%	—	—	—

\* Does not account for sale concessions and/or downpayment assistance. | Percent changes are calculated using rounded figures and can sometimes look extreme due to small sample size.

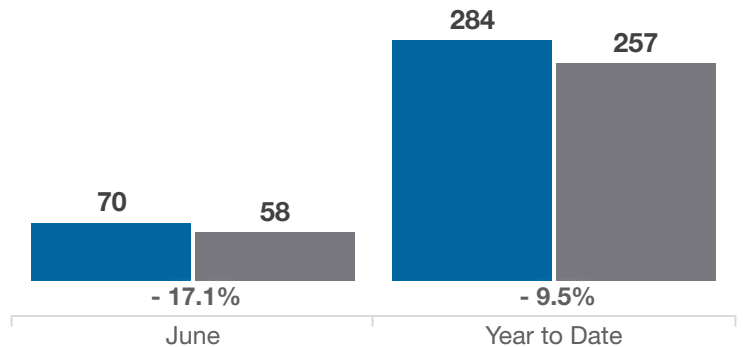
### Closed Sales

■ 2021 ■ 2022



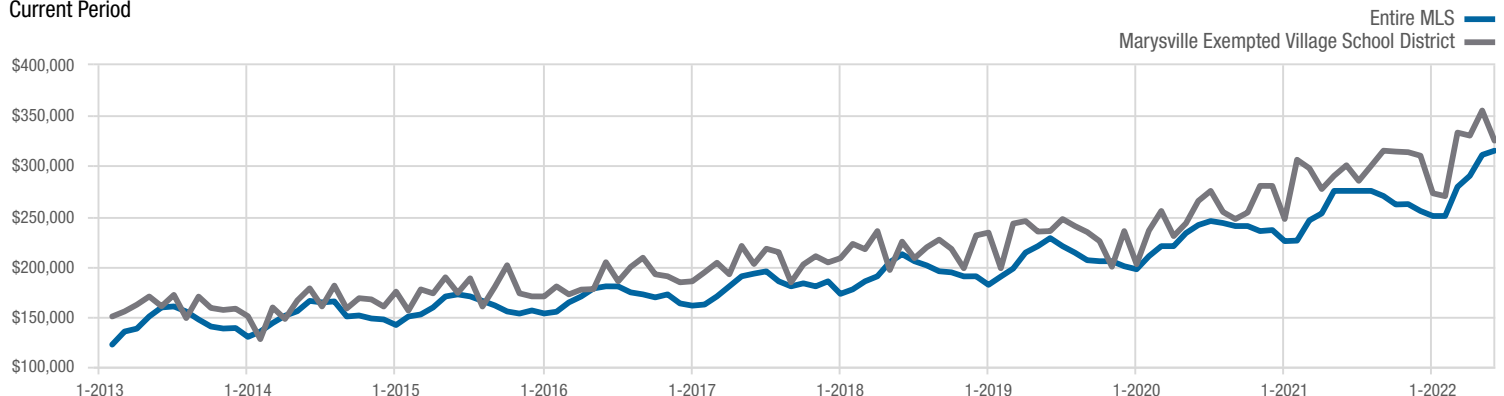
### In Contracts

■ 2021 ■ 2022



### Median Sales Price

Current Period



Each data point represents the median sales price in a given month.

# Local Market Update – June 2022

A RESEARCH TOOL PROVIDED BY THE COLUMBUS REALTORS®  
BASED ON RESIDENTIAL LISTING DATA ONLY

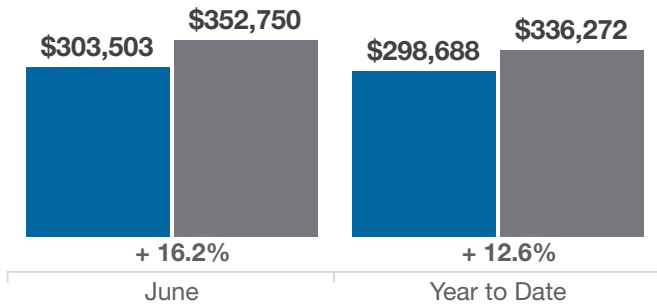


## Marysville Exempted Village School District

Union County

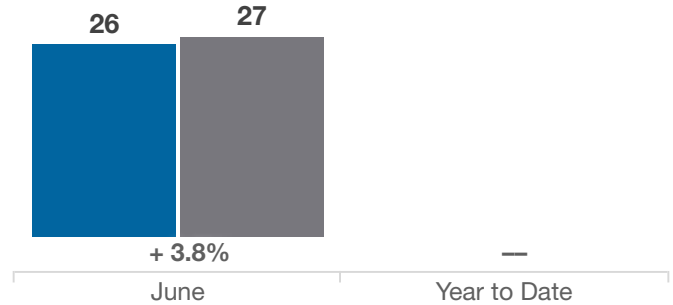
### Average Sales Price

■ 2021 ■ 2022



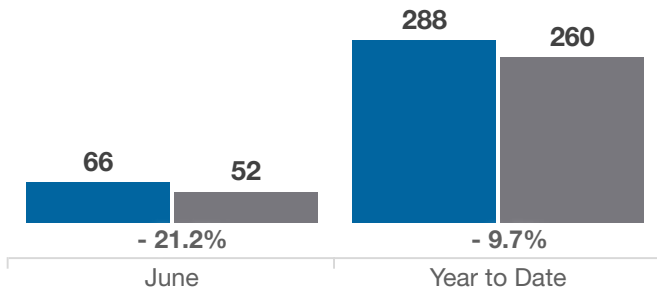
### Inventory of Homes for Sale

■ 2021 ■ 2022



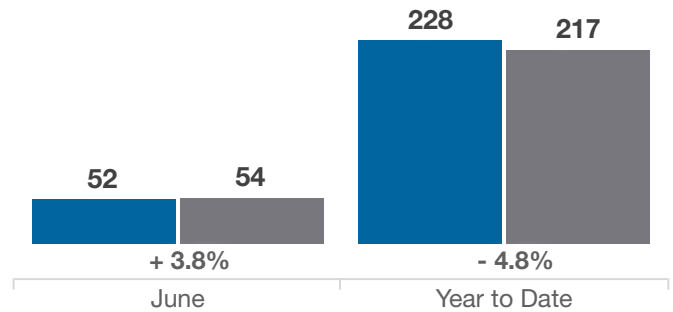
### New Listings

■ 2021 ■ 2022



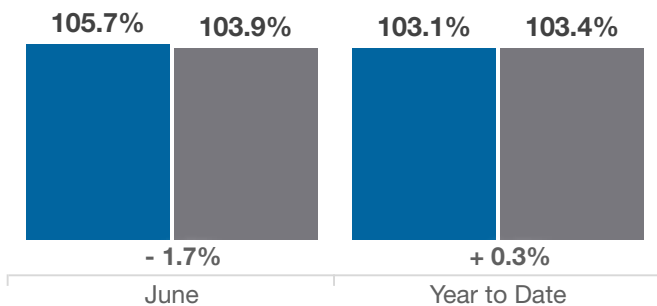
### Single Family Sales

■ 2021 ■ 2022



### Pct. Of Orig. List Price Received

■ 2021 ■ 2022



### Condo Sales

■ 2021 ■ 2022

