

# Local Market Update – June 2022

A RESEARCH TOOL PROVIDED BY THE COLUMBUS REALTORS®  
BASED ON RESIDENTIAL LISTING DATA ONLY



## Minerva Park (Corp.)

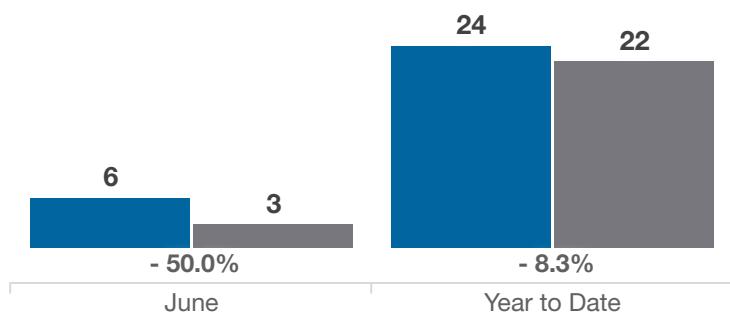
Franklin County

Key Metrics	June			Year to Date		
	2021	2022	% Change	Thru 6-2021	Thru 6-2022	% Change
Closed Sales	6	3	- 50.0%	24	22	- 8.3%
In Contracts	8	4	- 50.0%	30	19	- 36.7%
Average Sales Price*	\$339,983	\$327,500	- 3.7%	\$297,933	\$315,800	+ 6.0%
Median Sales Price*	\$377,500	\$272,500	- 27.8%	\$299,950	\$304,500	+ 1.5%
Average Price Per Square Foot*	\$170.84	\$191.83	+ 12.3%	\$168.22	\$198.05	+ 17.7%
Percent of Original List Price Received*	102.8%	108.4%	+ 5.4%	105.0%	107.9%	+ 2.8%
Percent of Last List Price Received*	101.9%	108.4%	+ 6.4%	104.9%	108.1%	+ 3.1%
Days on Market Until Sale	3	3	0.0%	8	5	- 37.5%
New Listings	7	5	- 28.6%	28	23	- 17.9%
Median List Price of New Listings	\$314,900	\$289,900	- 7.9%	\$304,450	\$299,900	- 1.5%
Median List Price at Time of Sale	\$374,950	\$249,900	- 33.4%	\$299,450	\$274,900	- 8.2%
Inventory of Homes for Sale	0	2	—	—	—	—
Months Supply of Inventory	—	0.5	—	—	—	—

\* Does not account for sale concessions and/or downpayment assistance. | Percent changes are calculated using rounded figures and can sometimes look extreme due to small sample size.

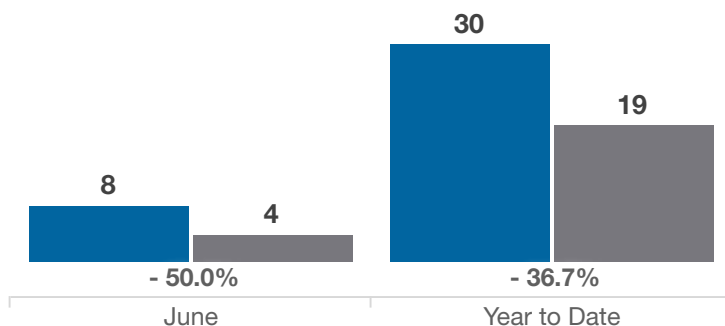
### Closed Sales

■ 2021 ■ 2022



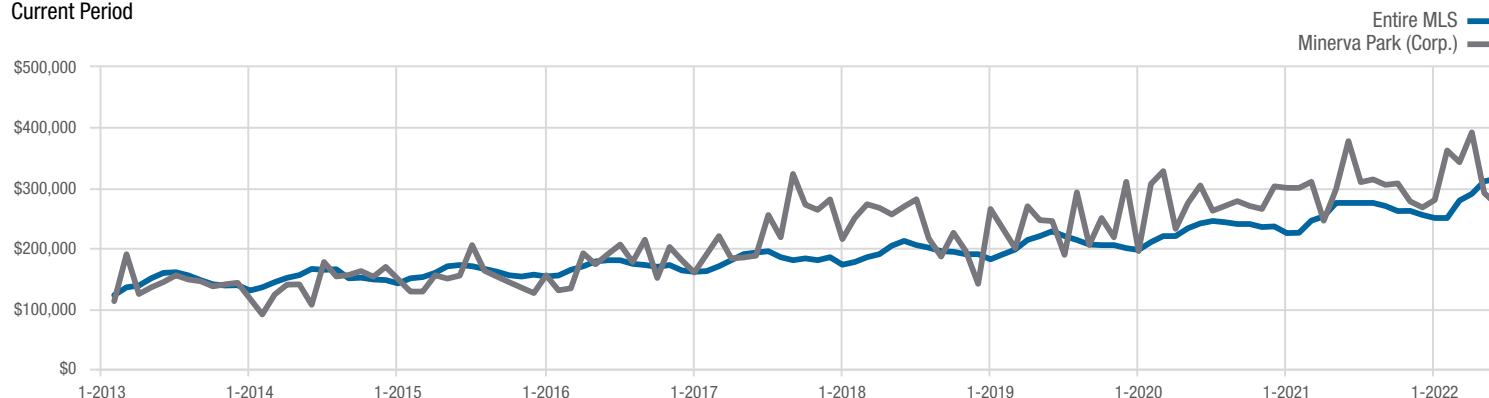
### In Contracts

■ 2021 ■ 2022



### Median Sales Price

Current Period



Each data point represents the median sales price in a given month.

# Local Market Update – June 2022

A RESEARCH TOOL PROVIDED BY THE COLUMBUS REALTORS®  
BASED ON RESIDENTIAL LISTING DATA ONLY

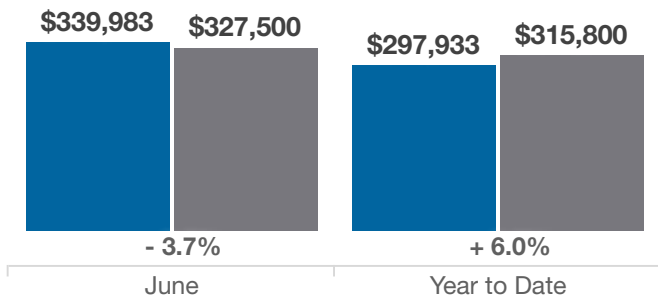


## Minerva Park (Corp.)

Franklin County

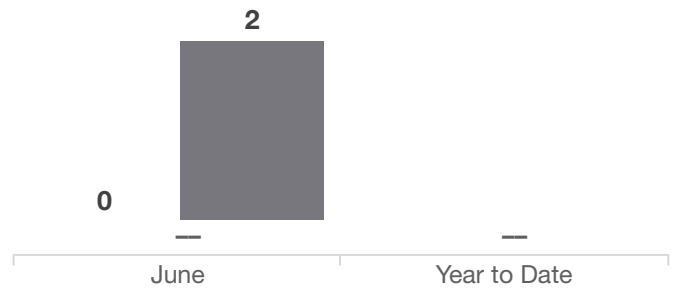
### Average Sales Price

■ 2021 ■ 2022



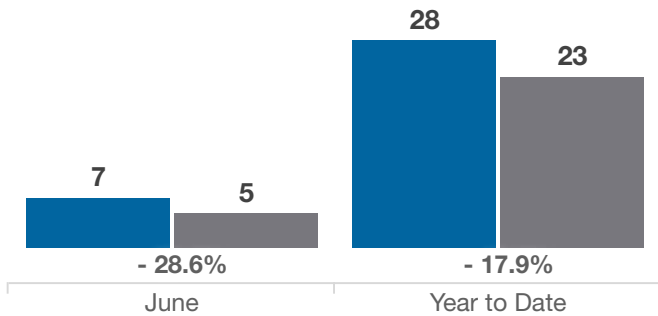
### Inventory of Homes for Sale

■ 2021 ■ 2022



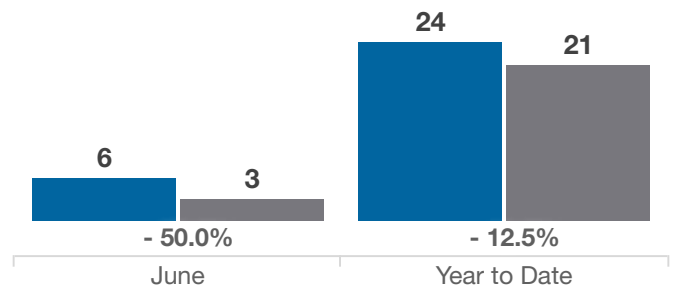
### New Listings

■ 2021 ■ 2022



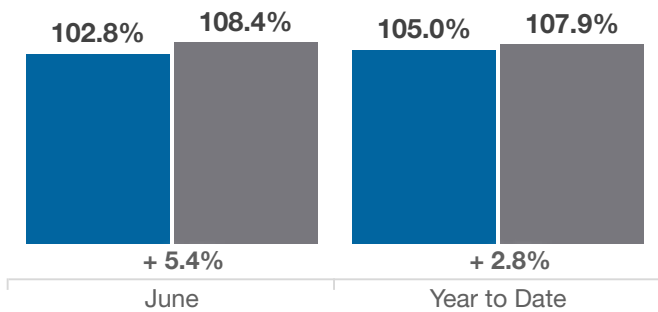
### Single Family Sales

■ 2021 ■ 2022



### Pct. Of Orig. List Price Received

■ 2021 ■ 2022



### Condo Sales

■ 2021 ■ 2022

