

Local Market Update – June 2022

A RESEARCH TOOL PROVIDED BY THE COLUMBUS REALTORS®
BASED ON RESIDENTIAL LISTING DATA ONLY



Obetz (Corp.)

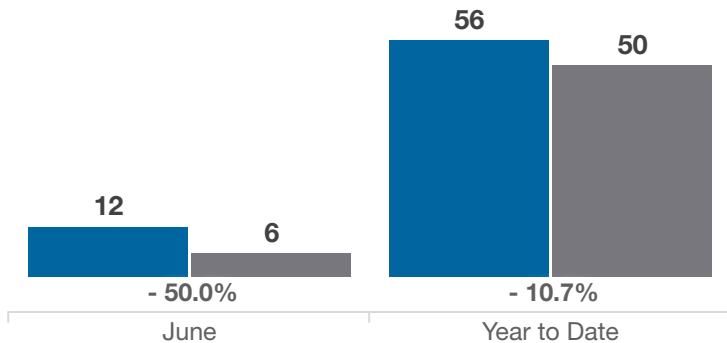
Franklin County

Key Metrics	June			Year to Date		
	2021	2022	% Change	Thru 6-2021	Thru 6-2022	% Change
Closed Sales	12	6	- 50.0%	56	50	- 10.7%
In Contracts	14	7	- 50.0%	59	60	+ 1.7%
Average Sales Price*	\$228,170	\$387,682	+ 69.9%	\$237,255	\$267,104	+ 12.6%
Median Sales Price*	\$233,500	\$392,695	+ 68.2%	\$230,740	\$263,750	+ 14.3%
Average Price Per Square Foot*	\$133.09	\$178.95	+ 34.5%	\$132.26	\$158.50	+ 19.8%
Percent of Original List Price Received*	103.7%	98.9%	- 4.6%	103.0%	102.5%	- 0.5%
Percent of Last List Price Received*	101.3%	99.7%	- 1.6%	102.4%	102.8%	+ 0.4%
Days on Market Until Sale	14	22	+ 57.1%	13	16	+ 23.1%
New Listings	15	8	- 46.7%	60	58	- 3.3%
Median List Price of New Listings	\$214,000	\$204,995	- 4.2%	\$229,950	\$262,450	+ 14.1%
Median List Price at Time of Sale	\$222,950	\$391,900	+ 75.8%	\$229,000	\$255,900	+ 11.7%
Inventory of Homes for Sale	5	8	+ 60.0%	—	—	—
Months Supply of Inventory	0.5	0.8	+ 60.0%	—	—	—

* Does not account for sale concessions and/or downpayment assistance. | Percent changes are calculated using rounded figures and can sometimes look extreme due to small sample size.

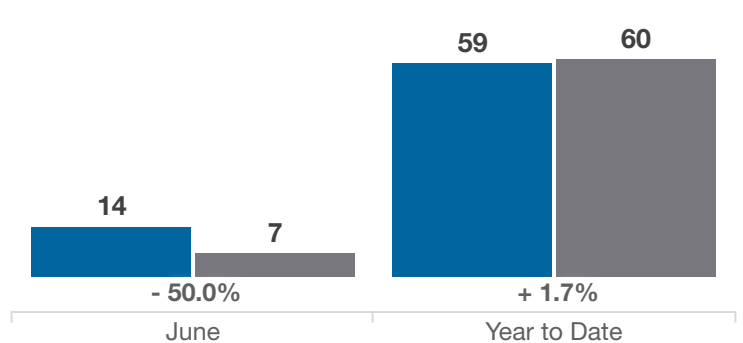
Closed Sales

■ 2021 ■ 2022



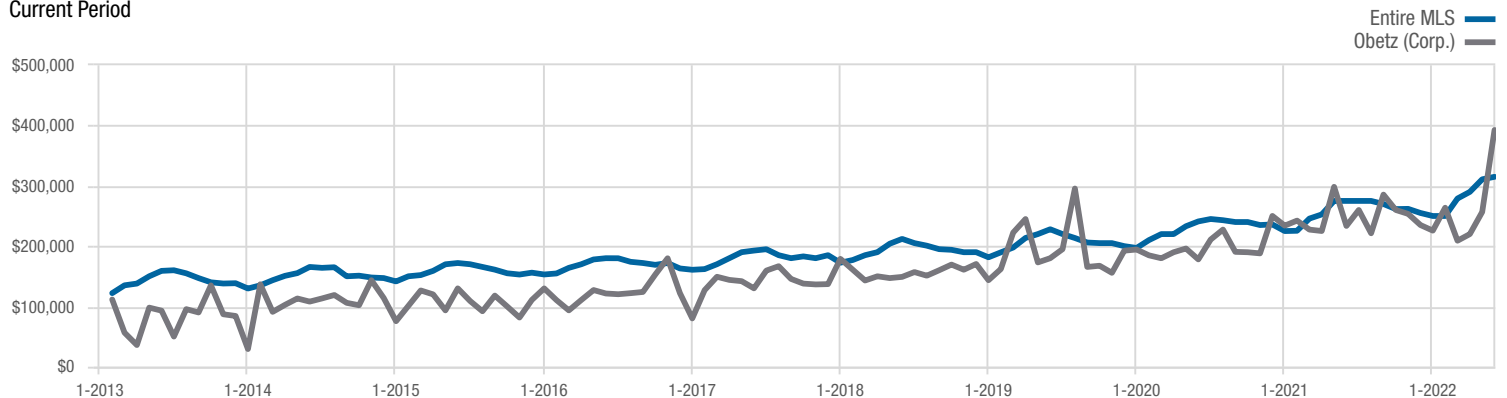
In Contracts

■ 2021 ■ 2022



Median Sales Price

Current Period



Each data point represents the median sales price in a given month.

Local Market Update – June 2022

A RESEARCH TOOL PROVIDED BY THE COLUMBUS REALTORS®
BASED ON RESIDENTIAL LISTING DATA ONLY

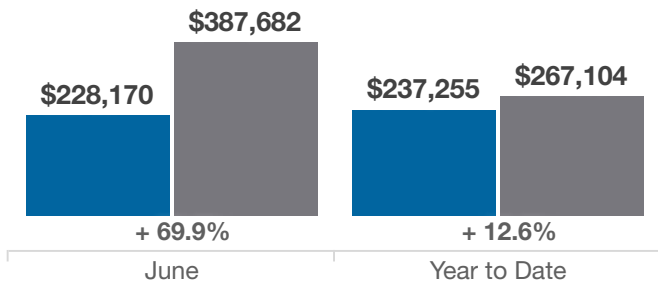


Obetz (Corp.)

Franklin County

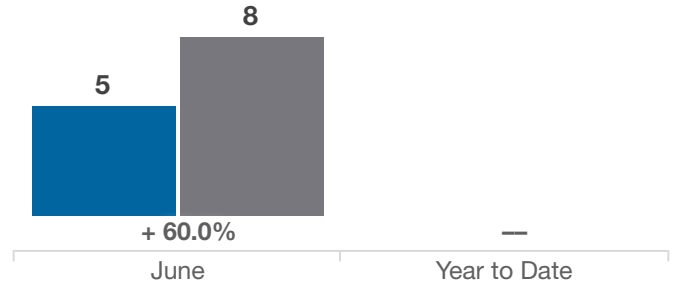
Average Sales Price

■ 2021 ■ 2022



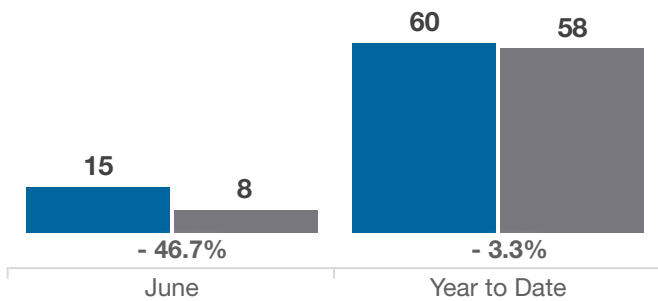
Inventory of Homes for Sale

■ 2021 ■ 2022



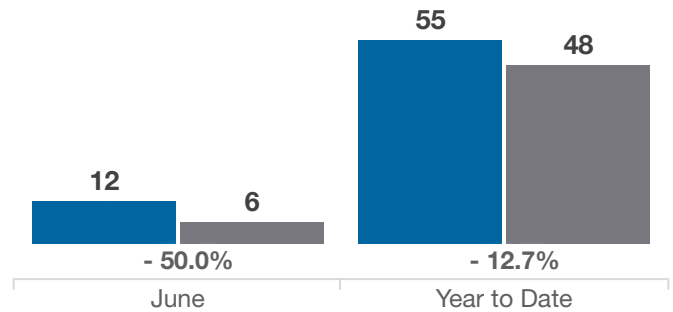
New Listings

■ 2021 ■ 2022



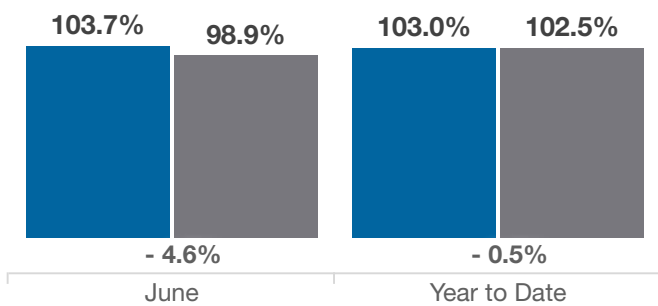
Single Family Sales

■ 2021 ■ 2022



Pct. Of Orig. List Price Received

■ 2021 ■ 2022



Condo Sales

■ 2021 ■ 2022

