

Local Market Update – June 2022

A RESEARCH TOOL PROVIDED BY THE COLUMBUS REALTORS®
BASED ON RESIDENTIAL LISTING DATA ONLY



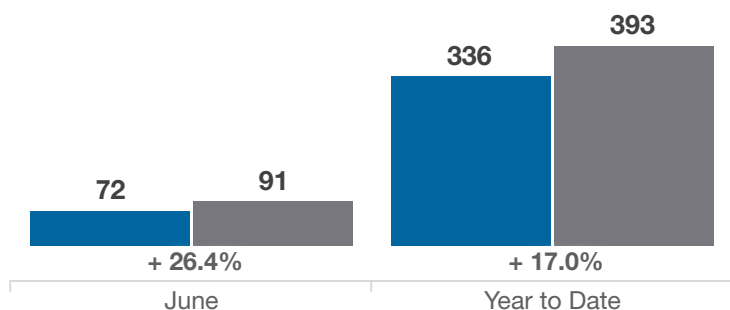
Pickaway County

Key Metrics	June			Year to Date		
	2021	2022	% Change	Thru 6-2021	Thru 6-2022	% Change
Closed Sales	72	91	+ 26.4%	336	393	+ 17.0%
In Contracts	84	89	+ 6.0%	383	435	+ 13.6%
Average Sales Price*	\$256,121	\$323,397	+ 26.3%	\$246,539	\$296,231	+ 20.2%
Median Sales Price*	\$250,000	\$311,000	+ 24.4%	\$243,950	\$295,000	+ 20.9%
Average Price Per Square Foot*	\$141.86	\$181.09	+ 27.7%	\$135.99	\$161.49	+ 18.8%
Percent of Original List Price Received*	102.8%	102.0%	- 0.8%	101.4%	100.4%	- 1.0%
Percent of Last List Price Received*	103.4%	102.5%	- 0.9%	102.2%	101.0%	- 1.2%
Days on Market Until Sale	10	24	+ 140.0%	18	23	+ 27.8%
New Listings	79	95	+ 20.3%	415	520	+ 25.3%
Median List Price of New Listings	\$250,000	\$299,900	+ 20.0%	\$244,250	\$300,000	+ 22.8%
Median List Price at Time of Sale	\$239,900	\$309,316	+ 28.9%	\$239,900	\$285,780	+ 19.1%
Inventory of Homes for Sale	48	120	+ 150.0%	—	—	—
Months Supply of Inventory	0.8	1.7	+ 112.5%	—	—	—

* Does not account for sale concessions and/or downpayment assistance. | Percent changes are calculated using rounded figures and can sometimes look extreme due to small sample size.

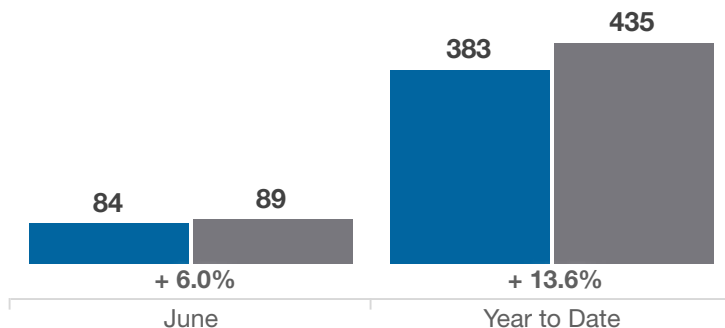
Closed Sales

■ 2021 ■ 2022



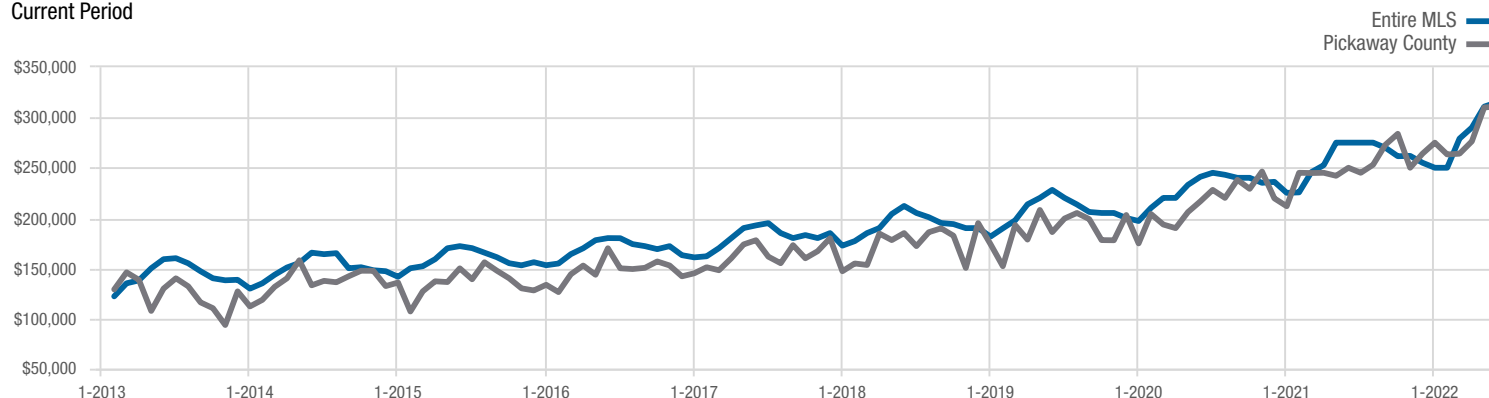
In Contracts

■ 2021 ■ 2022



Median Sales Price

Current Period



Each data point represents the median sales price in a given month.

Local Market Update – June 2022

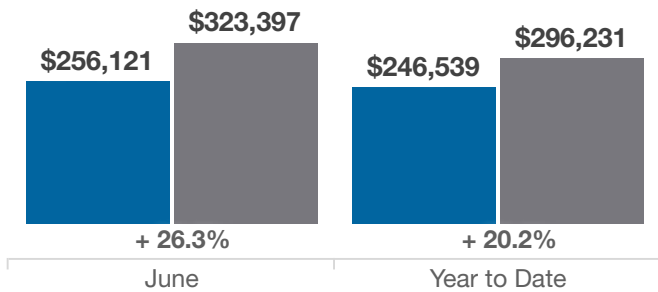
A RESEARCH TOOL PROVIDED BY THE COLUMBUS REALTORS®
BASED ON RESIDENTIAL LISTING DATA ONLY



Pickaway County

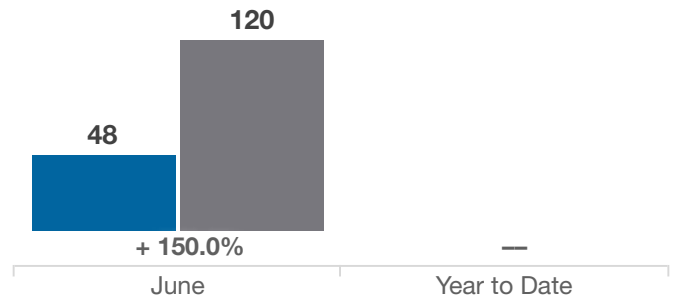
Average Sales Price

■ 2021 ■ 2022



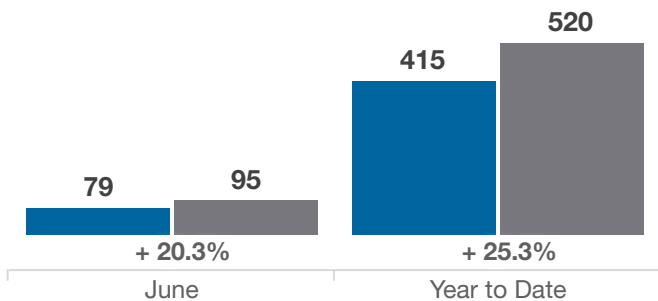
Inventory of Homes for Sale

■ 2021 ■ 2022



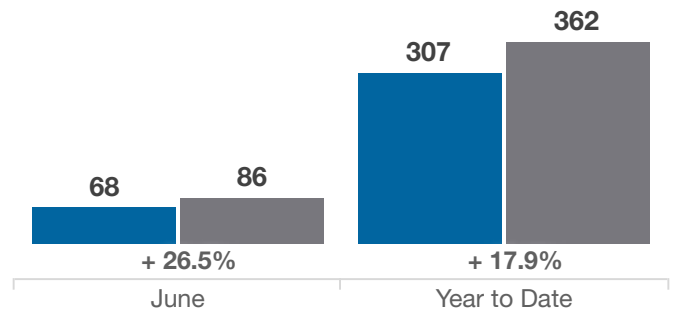
New Listings

■ 2021 ■ 2022



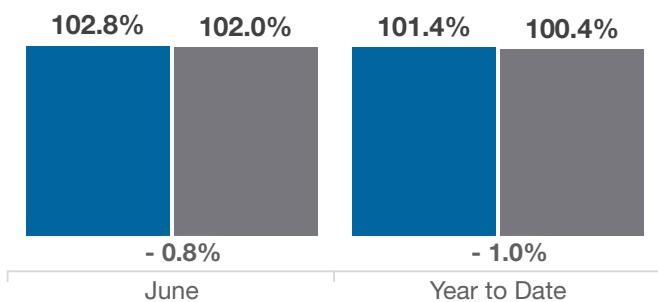
Single Family Sales

■ 2021 ■ 2022



Pct. Of Orig. List Price Received

■ 2021 ■ 2022



Condo Sales

■ 2021 ■ 2022

