

# Local Market Update – June 2022

A RESEARCH TOOL PROVIDED BY THE COLUMBUS REALTORS®  
BASED ON RESIDENTIAL LISTING DATA ONLY



## Pickerington (Corp.)

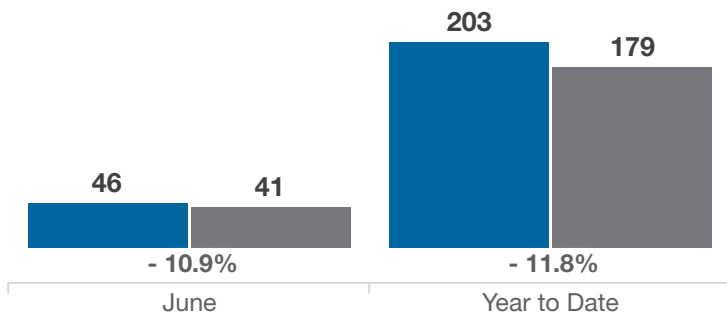
Franklin and Fairfield Counties

Key Metrics	June			Year to Date		
	2021	2022	% Change	Thru 6-2021	Thru 6-2022	% Change
Closed Sales	46	41	- 10.9%	203	179	- 11.8%
In Contracts	63	50	- 20.6%	258	233	- 9.7%
Average Sales Price*	\$341,765	\$387,311	+ 13.3%	\$325,084	\$394,832	+ 21.5%
Median Sales Price*	\$325,000	\$401,100	+ 23.4%	\$320,000	\$401,100	+ 25.3%
Average Price Per Square Foot*	\$167.13	\$177.65	+ 6.3%	\$148.72	\$175.47	+ 18.0%
Percent of Original List Price Received*	105.7%	104.5%	- 1.1%	103.9%	105.5%	+ 1.5%
Percent of Last List Price Received*	105.2%	105.8%	+ 0.6%	103.4%	105.8%	+ 2.3%
Days on Market Until Sale	4	9	+ 125.0%	11	8	- 27.3%
New Listings	55	54	- 1.8%	256	250	- 2.3%
Median List Price of New Listings	\$349,900	\$349,950	+ 0.0%	\$316,750	\$399,900	+ 26.3%
Median List Price at Time of Sale	\$304,450	\$350,000	+ 15.0%	\$305,000	\$369,900	+ 21.3%
Inventory of Homes for Sale	13	23	+ 76.9%	—	—	—
Months Supply of Inventory	0.3	0.6	+ 100.0%	—	—	—

\* Does not account for sale concessions and/or downpayment assistance. | Percent changes are calculated using rounded figures and can sometimes look extreme due to small sample size.

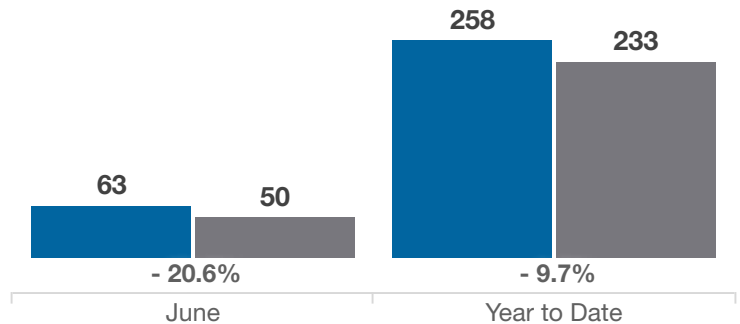
### Closed Sales

■ 2021 ■ 2022



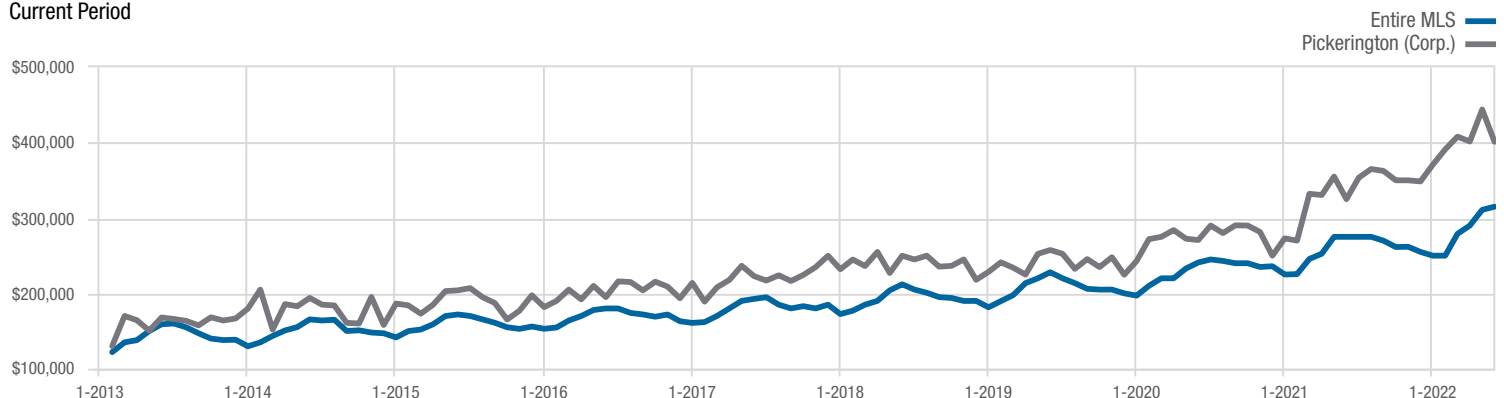
### In Contracts

■ 2021 ■ 2022



### Median Sales Price

Current Period



Each data point represents the median sales price in a given month.

# Local Market Update – June 2022

A RESEARCH TOOL PROVIDED BY THE COLUMBUS REALTORS®  
BASED ON RESIDENTIAL LISTING DATA ONLY

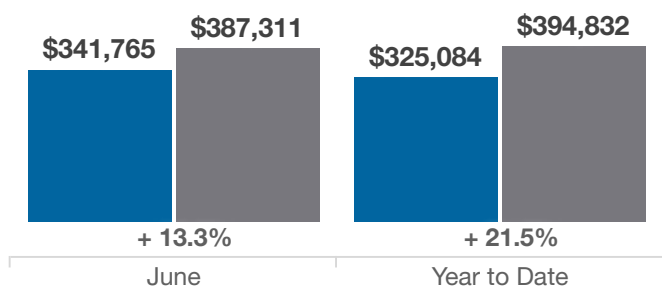


## Pickerington (Corp.)

Franklin and Fairfield Counties

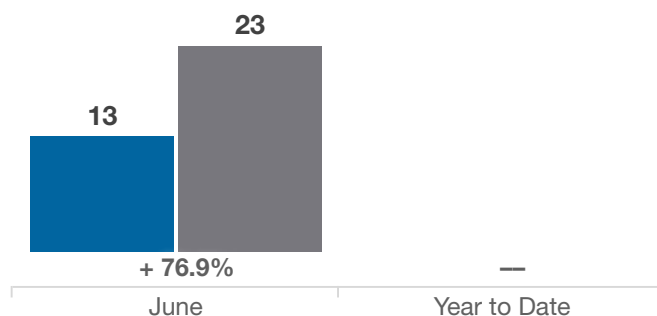
### Average Sales Price

■ 2021 ■ 2022



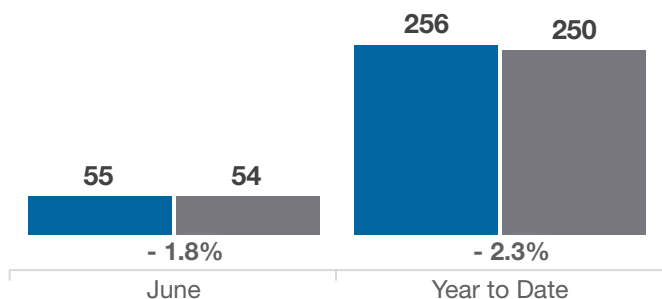
### Inventory of Homes for Sale

■ 2021 ■ 2022



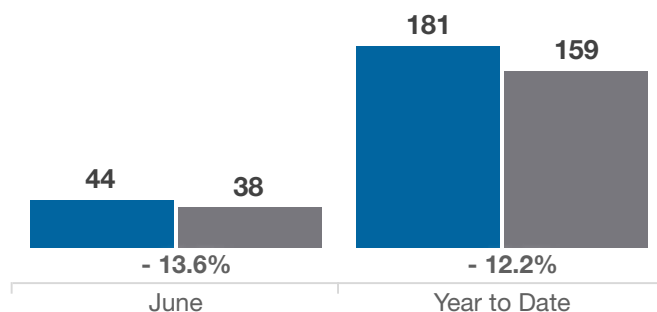
### New Listings

■ 2021 ■ 2022



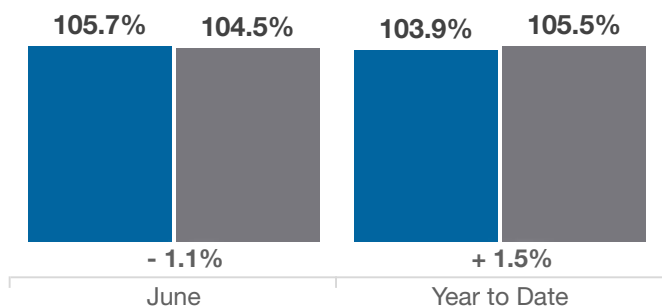
### Single Family Sales

■ 2021 ■ 2022



### Pct. Of Orig. List Price Received

■ 2021 ■ 2022



### Condo Sales

■ 2021 ■ 2022

