

# Local Market Update – June 2022

A RESEARCH TOOL PROVIDED BY THE COLUMBUS REALTORS®  
BASED ON RESIDENTIAL LISTING DATA ONLY



## Reynoldsburg City School District

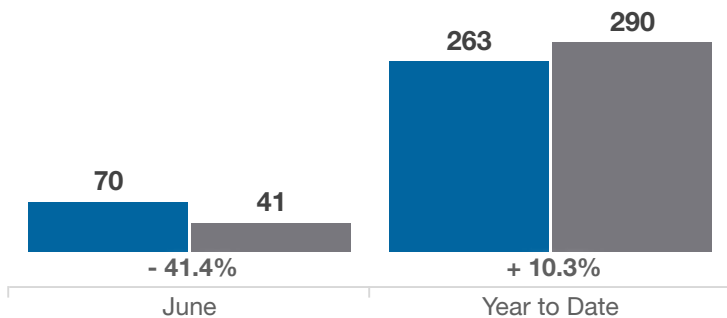
Franklin, Fairfield and Licking Counties

Key Metrics	June			Year to Date		
	2021	2022	% Change	Thru 6-2021	Thru 6-2022	% Change
Closed Sales	70	41	- 41.4%	263	290	+ 10.3%
In Contracts	74	70	- 5.4%	293	314	+ 7.2%
Average Sales Price*	\$245,839	\$285,338	+ 16.1%	\$232,304	\$275,486	+ 18.6%
Median Sales Price*	\$240,250	\$280,000	+ 16.5%	\$227,500	\$277,000	+ 21.8%
Average Price Per Square Foot*	\$141.57	\$167.81	+ 18.5%	\$140.01	\$161.45	+ 15.3%
Percent of Original List Price Received*	106.8%	106.1%	- 0.7%	104.9%	106.4%	+ 1.4%
Percent of Last List Price Received*	106.1%	106.2%	+ 0.1%	104.6%	105.8%	+ 1.1%
Days on Market Until Sale	5	8	+ 60.0%	9	9	0.0%
New Listings	74	81	+ 9.5%	307	343	+ 11.7%
Median List Price of New Listings	\$242,450	\$274,900	+ 13.4%	\$227,500	\$269,900	+ 18.6%
Median List Price at Time of Sale	\$223,950	\$269,900	+ 20.5%	\$219,900	\$259,900	+ 18.2%
Inventory of Homes for Sale	20	42	+ 110.0%	—	—	—
Months Supply of Inventory	0.4	0.7	+ 75.0%	—	—	—

\* Does not account for sale concessions and/or downpayment assistance. | Percent changes are calculated using rounded figures and can sometimes look extreme due to small sample size.

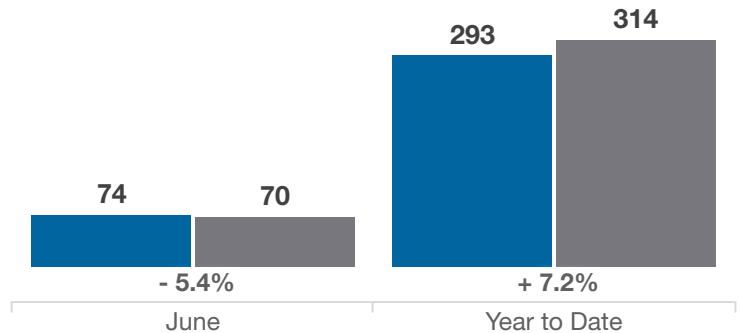
### Closed Sales

■ 2021 ■ 2022



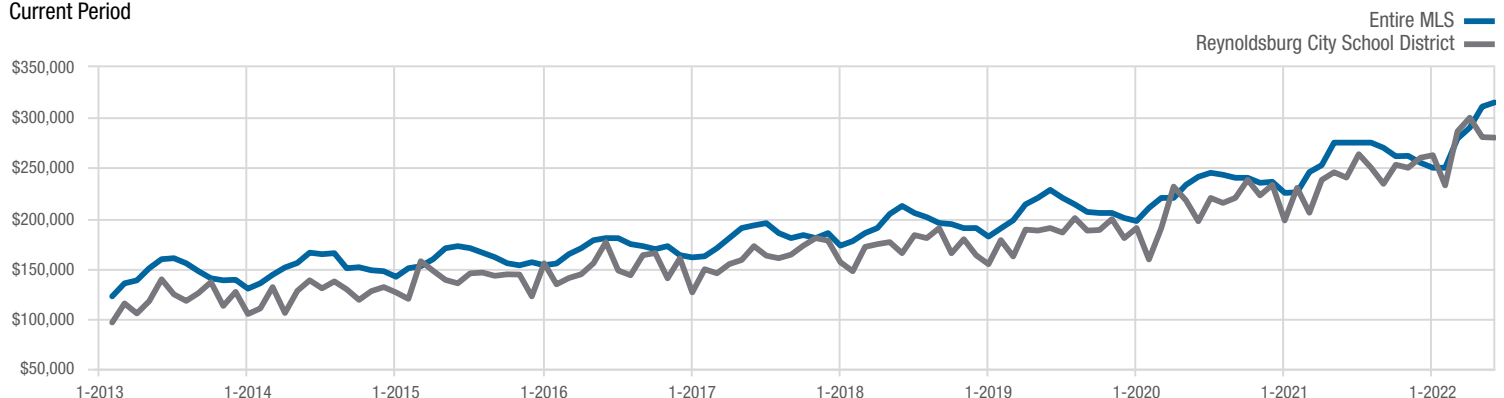
### In Contracts

■ 2021 ■ 2022



### Median Sales Price

Current Period



Each data point represents the median sales price in a given month.

# Local Market Update – June 2022

A RESEARCH TOOL PROVIDED BY THE COLUMBUS REALTORS®  
BASED ON RESIDENTIAL LISTING DATA ONLY

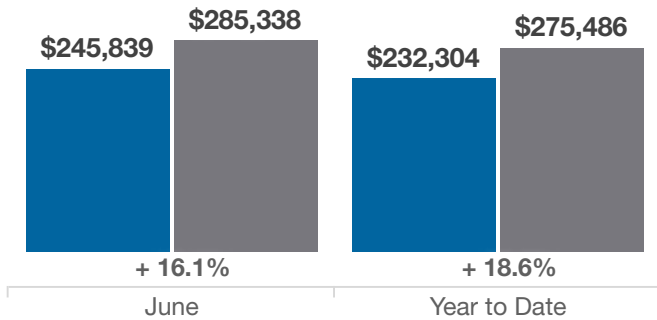


## Reynoldsburg City School District

Franklin, Fairfield and Licking Counties

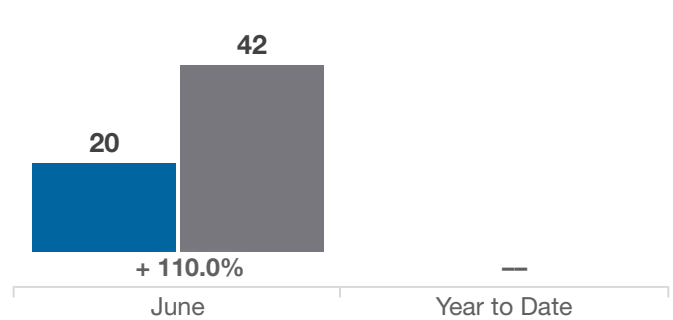
### Average Sales Price

■ 2021 ■ 2022



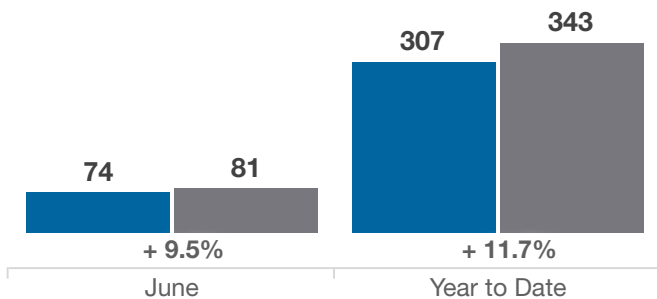
### Inventory of Homes for Sale

■ 2021 ■ 2022



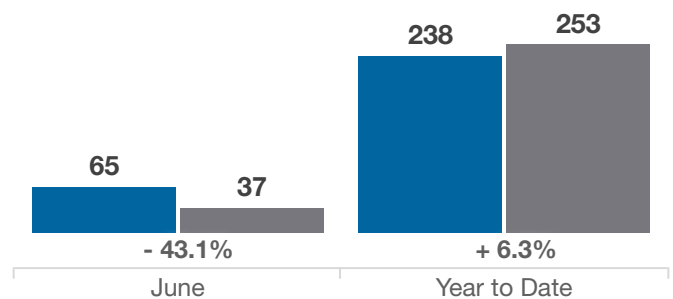
### New Listings

■ 2021 ■ 2022



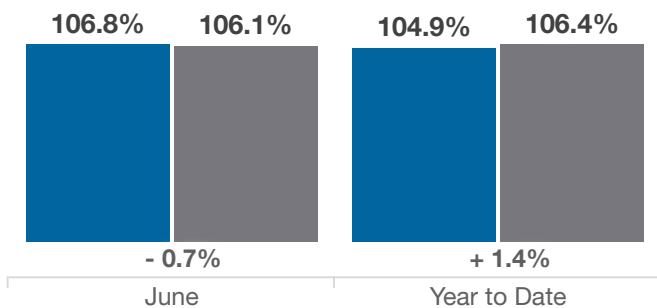
### Single Family Sales

■ 2021 ■ 2022



### Pct. Of Orig. List Price Received

■ 2021 ■ 2022



### Condo Sales

■ 2021 ■ 2022

