

Local Market Update – June 2022

A RESEARCH TOOL PROVIDED BY THE COLUMBUS REALTORS®
BASED ON RESIDENTIAL LISTING DATA ONLY



South-Western City School District (Grove City)

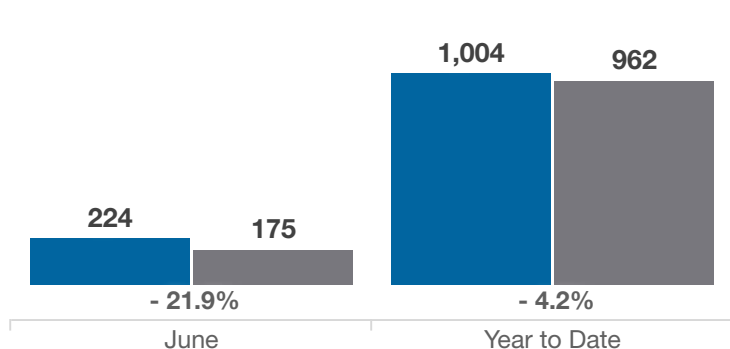
Franklin and Pickaway Counties

Key Metrics	June			Year to Date		
	2021	2022	% Change	Thru 6-2021	Thru 6-2022	% Change
Closed Sales	224	175	- 21.9%	1,004	962	- 4.2%
In Contracts	266	233	- 12.4%	1,128	1,070	- 5.1%
Average Sales Price*	\$261,445	\$289,489	+ 10.7%	\$250,159	\$287,743	+ 15.0%
Median Sales Price*	\$250,000	\$280,000	+ 12.0%	\$233,000	\$272,250	+ 16.8%
Average Price Per Square Foot*	\$159.59	\$181.27	+ 13.6%	\$152.57	\$178.09	+ 16.7%
Percent of Original List Price Received*	105.0%	103.8%	- 1.1%	103.7%	103.9%	+ 0.2%
Percent of Last List Price Received*	104.8%	103.9%	- 0.9%	103.6%	103.9%	+ 0.3%
Days on Market Until Sale	9	10	+ 11.1%	11	13	+ 18.2%
New Listings	269	244	- 9.3%	1,189	1,142	- 4.0%
Median List Price of New Listings	\$239,900	\$269,900	+ 12.5%	\$229,900	\$264,900	+ 15.2%
Median List Price at Time of Sale	\$229,950	\$269,900	+ 17.4%	\$224,900	\$259,000	+ 15.2%
Inventory of Homes for Sale	102	142	+ 39.2%	—	—	—
Months Supply of Inventory	0.5	0.7	+ 40.0%	—	—	—

* Does not account for sale concessions and/or downpayment assistance. | Percent changes are calculated using rounded figures and can sometimes look extreme due to small sample size.

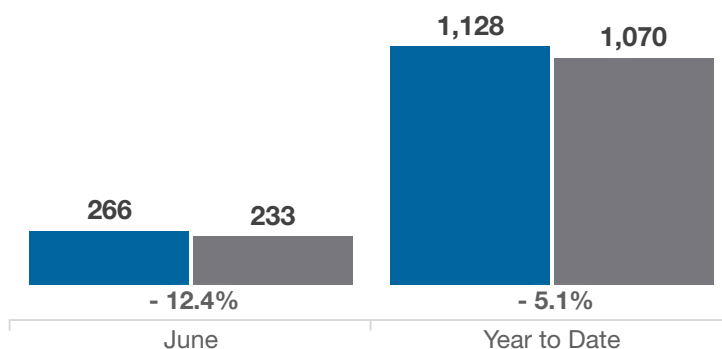
Closed Sales

■ 2021 ■ 2022



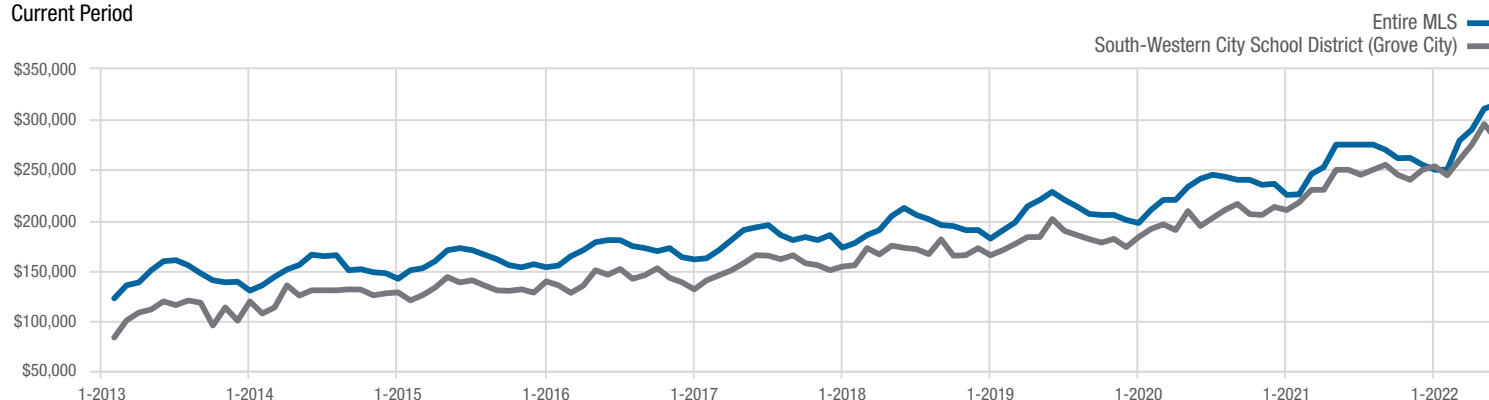
In Contracts

■ 2021 ■ 2022



Median Sales Price

Current Period



Each data point represents the median sales price in a given month.

Local Market Update – June 2022

A RESEARCH TOOL PROVIDED BY THE COLUMBUS REALTORS®
BASED ON RESIDENTIAL LISTING DATA ONLY

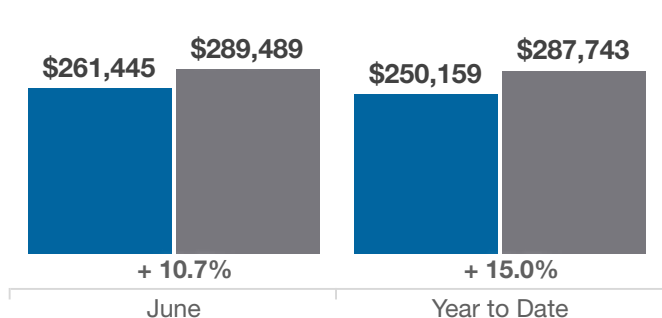


South-Western City School District (Grove City)

Franklin and Pickaway Counties

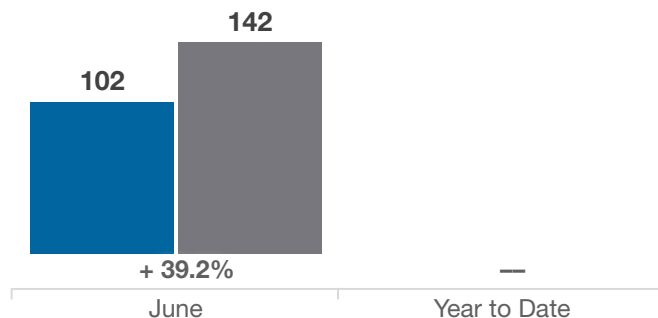
Average Sales Price

■ 2021 ■ 2022



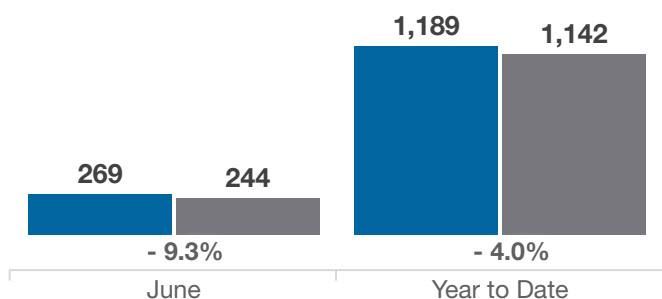
Inventory of Homes for Sale

■ 2021 ■ 2022



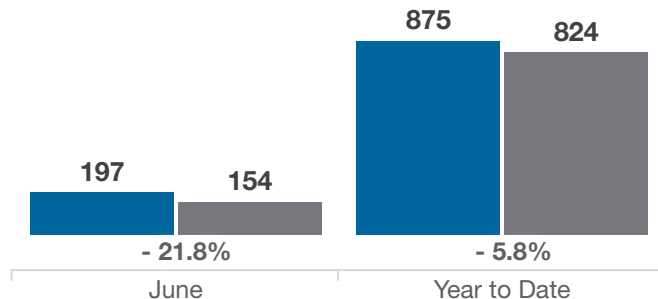
New Listings

■ 2021 ■ 2022



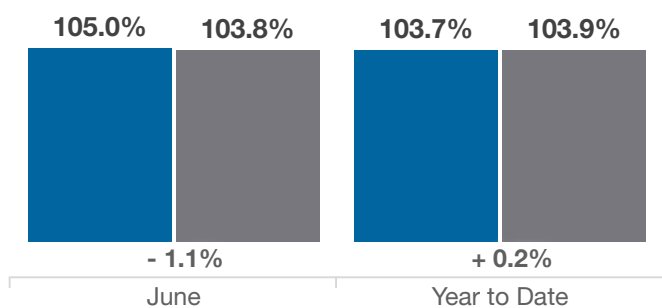
Single Family Sales

■ 2021 ■ 2022



Pct. Of Orig. List Price Received

■ 2021 ■ 2022



Condo Sales

■ 2021 ■ 2022

