

Local Market Update – June 2022

A RESEARCH TOOL PROVIDED BY THE COLUMBUS REALTORS®
BASED ON RESIDENTIAL LISTING DATA ONLY



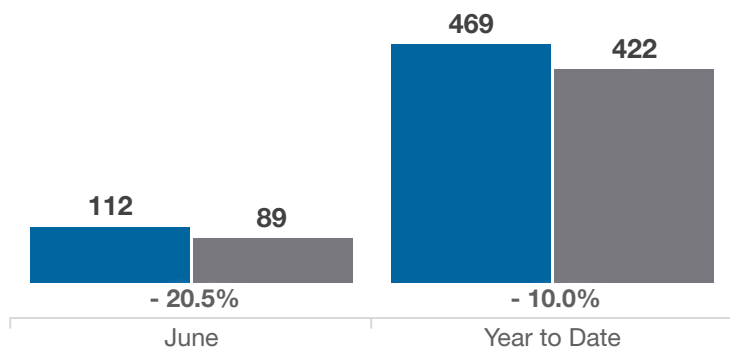
Union County

Key Metrics	June			Year to Date		
	2021	2022	% Change	Thru 6-2021	Thru 6-2022	% Change
Closed Sales	112	89	- 20.5%	469	422	- 10.0%
In Contracts	145	93	- 35.9%	548	469	- 14.4%
Average Sales Price*	\$403,668	\$428,907	+ 6.3%	\$379,940	\$427,066	+ 12.4%
Median Sales Price*	\$356,412	\$337,500	- 5.3%	\$330,000	\$367,000	+ 11.2%
Average Price Per Square Foot*	\$166.77	\$188.40	+ 13.0%	\$161.65	\$183.23	+ 13.3%
Percent of Original List Price Received*	103.5%	103.1%	- 0.4%	101.6%	102.7%	+ 1.1%
Percent of Last List Price Received*	104.0%	103.6%	- 0.4%	102.0%	103.2%	+ 1.2%
Days on Market Until Sale	12	9	- 25.0%	22	14	- 36.4%
New Listings	134	114	- 14.9%	563	520	- 7.6%
Median List Price of New Listings	\$345,000	\$439,950	+ 27.5%	\$334,900	\$385,000	+ 15.0%
Median List Price at Time of Sale	\$330,000	\$329,900	- 0.0%	\$324,900	\$350,000	+ 7.7%
Inventory of Homes for Sale	66	95	+ 43.9%	—	—	—
Months Supply of Inventory	0.7	1.1	+ 57.1%	—	—	—

* Does not account for sale concessions and/or downpayment assistance. | Percent changes are calculated using rounded figures and can sometimes look extreme due to small sample size.

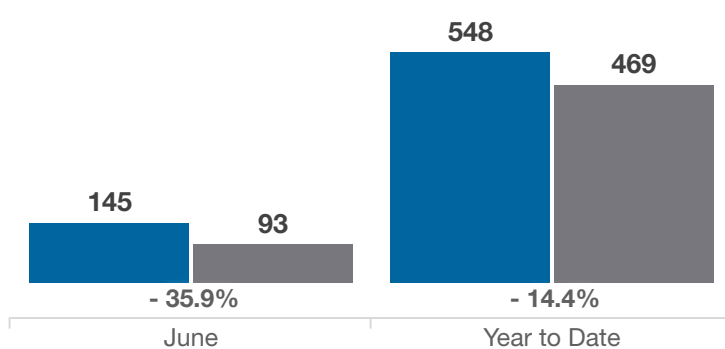
Closed Sales

■ 2021 ■ 2022



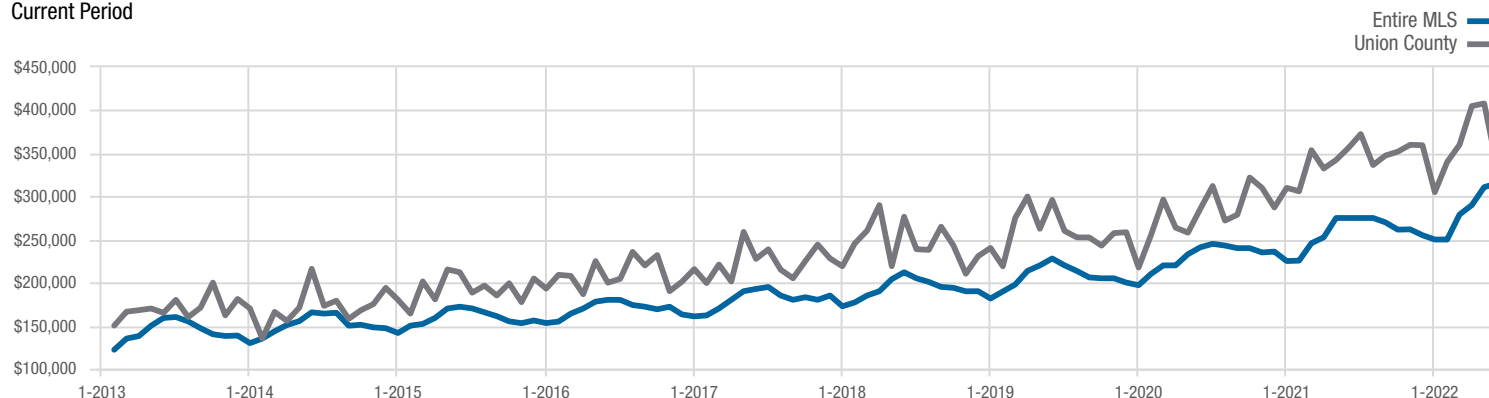
In Contracts

■ 2021 ■ 2022



Median Sales Price

Current Period



Each data point represents the median sales price in a given month.

Local Market Update – June 2022

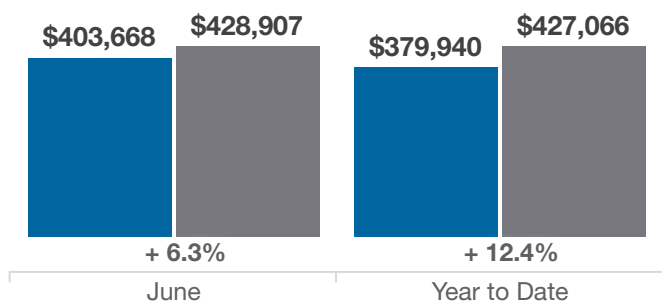
A RESEARCH TOOL PROVIDED BY THE COLUMBUS REALTORS®
BASED ON RESIDENTIAL LISTING DATA ONLY



Union County

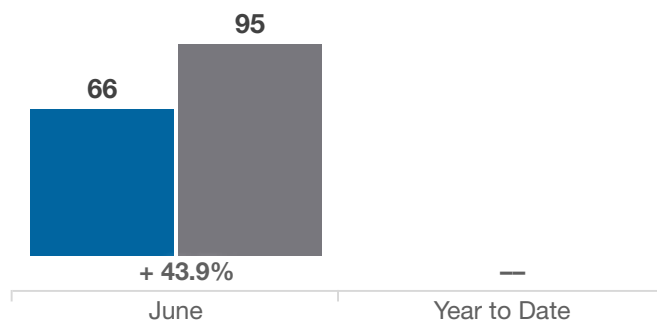
Average Sales Price

■ 2021 ■ 2022



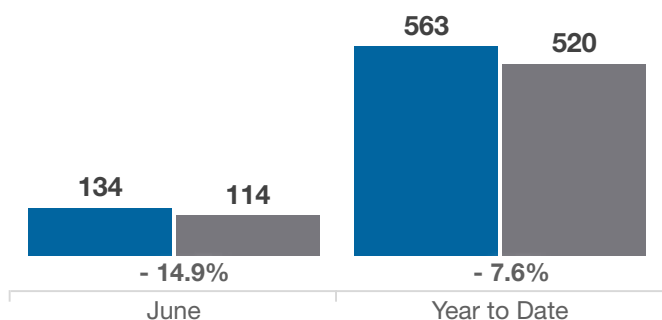
Inventory of Homes for Sale

■ 2021 ■ 2022



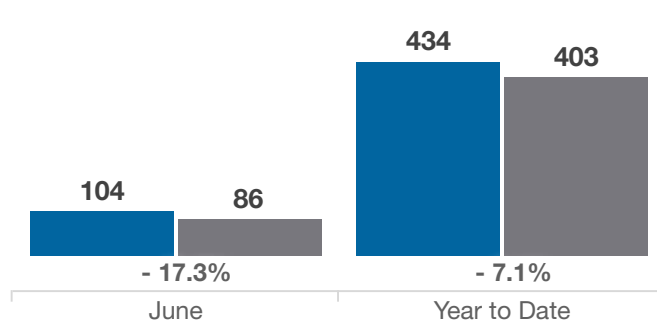
New Listings

■ 2021 ■ 2022



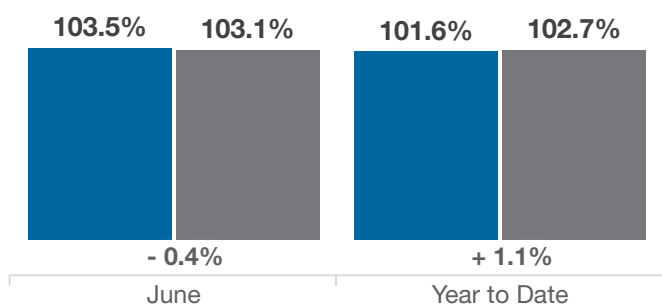
Single Family Sales

■ 2021 ■ 2022



Pct. Of Orig. List Price Received

■ 2021 ■ 2022



Condo Sales

■ 2021 ■ 2022

