

Local Market Update – June 2022

A RESEARCH TOOL PROVIDED BY THE COLUMBUS REALTORS®
BASED ON RESIDENTIAL LISTING DATA ONLY



Washington Court House City School District

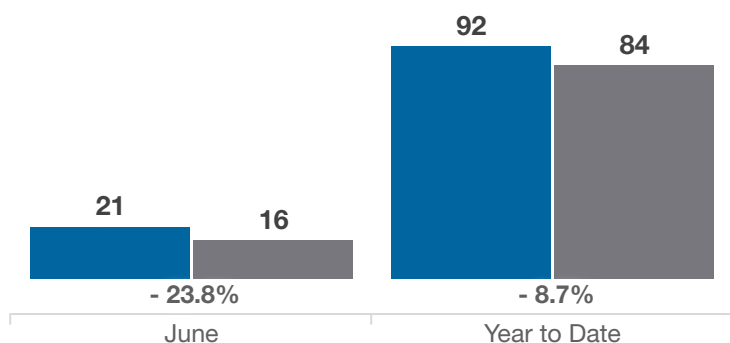
Fayette County

Key Metrics	June			Year to Date		
	2021	2022	% Change	Thru 6-2021	Thru 6-2022	% Change
Closed Sales	21	16	- 23.8%	92	84	- 8.7%
In Contracts	36	20	- 44.4%	113	90	- 20.4%
Average Sales Price*	\$149,835	\$222,581	+ 48.6%	\$153,353	\$174,025	+ 13.5%
Median Sales Price*	\$158,000	\$205,000	+ 29.7%	\$145,000	\$158,000	+ 9.0%
Average Price Per Square Foot*	\$95.04	\$124.15	+ 30.6%	\$98.20	\$114.13	+ 16.2%
Percent of Original List Price Received*	99.7%	100.1%	+ 0.4%	100.0%	99.4%	- 0.6%
Percent of Last List Price Received*	98.9%	101.7%	+ 2.8%	100.2%	100.9%	+ 0.7%
Days on Market Until Sale	31	9	- 71.0%	40	13	- 67.5%
New Listings	38	22	- 42.1%	118	114	- 3.4%
Median List Price of New Listings	\$147,450	\$169,500	+ 15.0%	\$145,500	\$164,450	+ 13.0%
Median List Price at Time of Sale	\$159,900	\$197,450	+ 23.5%	\$141,400	\$154,700	+ 9.4%
Inventory of Homes for Sale	23	28	+ 21.7%	—	—	—
Months Supply of Inventory	1.4	1.5	+ 7.1%	—	—	—

* Does not account for sale concessions and/or downpayment assistance. | Percent changes are calculated using rounded figures and can sometimes look extreme due to small sample size.

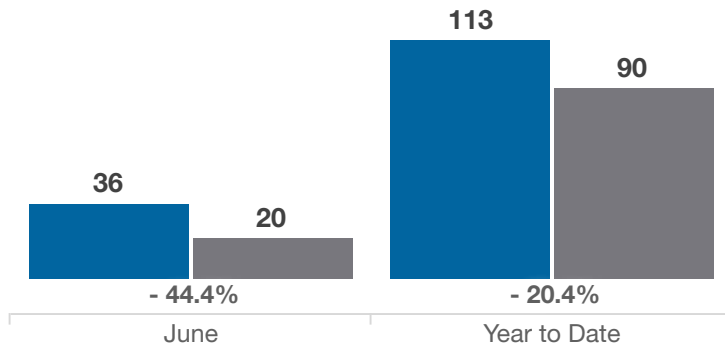
Closed Sales

■ 2021 ■ 2022



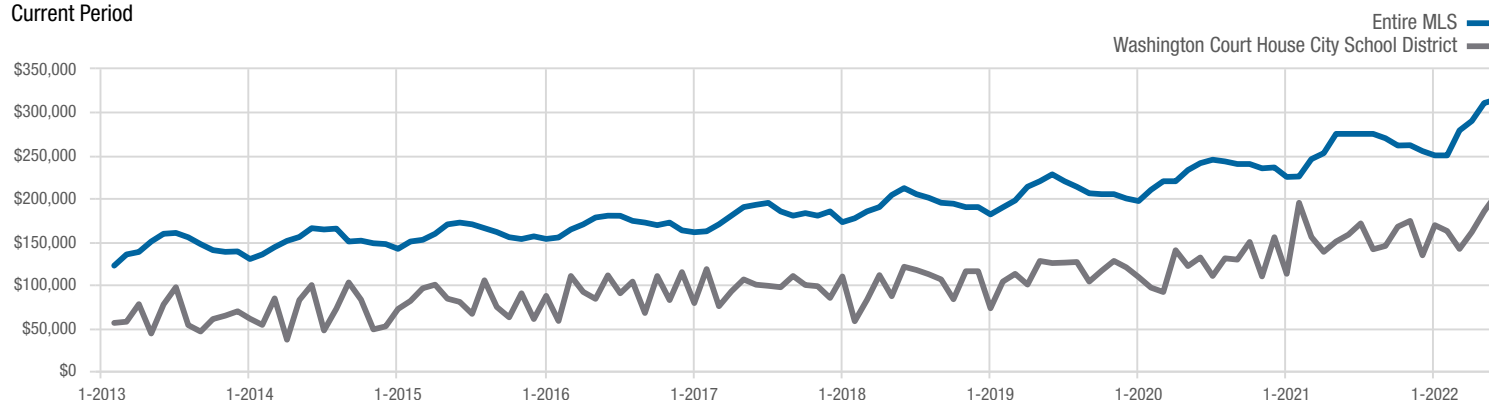
In Contracts

■ 2021 ■ 2022



Median Sales Price

Current Period



Each data point represents the median sales price in a given month.

Local Market Update – June 2022

A RESEARCH TOOL PROVIDED BY THE COLUMBUS REALTORS®
BASED ON RESIDENTIAL LISTING DATA ONLY

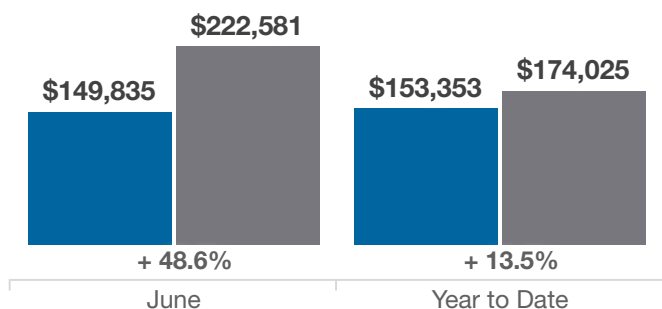


Washington Court House City School District

Fayette County

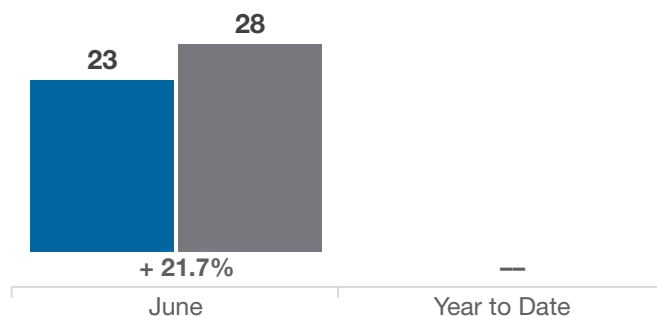
Average Sales Price

■ 2021 ■ 2022



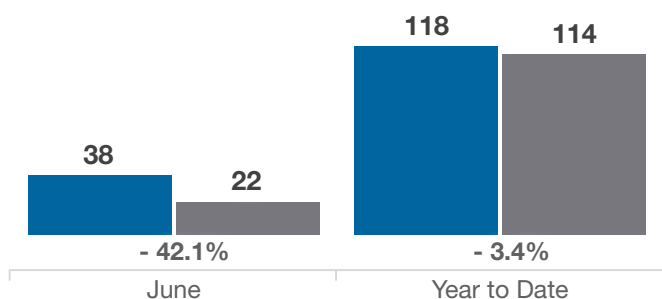
Inventory of Homes for Sale

■ 2021 ■ 2022



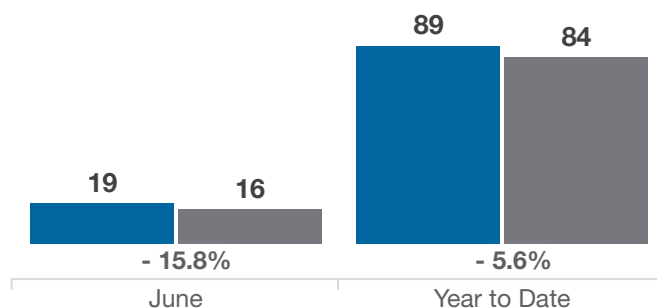
New Listings

■ 2021 ■ 2022



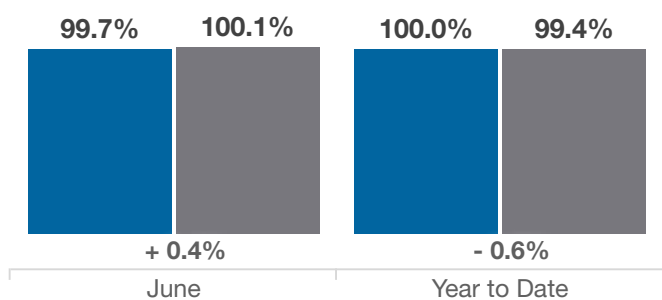
Single Family Sales

■ 2021 ■ 2022



Pct. Of Orig. List Price Received

■ 2021 ■ 2022



Condo Sales

■ 2021 ■ 2022

