

Local Market Update – June 2022

A RESEARCH TOOL PROVIDED BY THE COLUMBUS REALTORS®
BASED ON RESIDENTIAL LISTING DATA ONLY



Whitehall (Corp.)

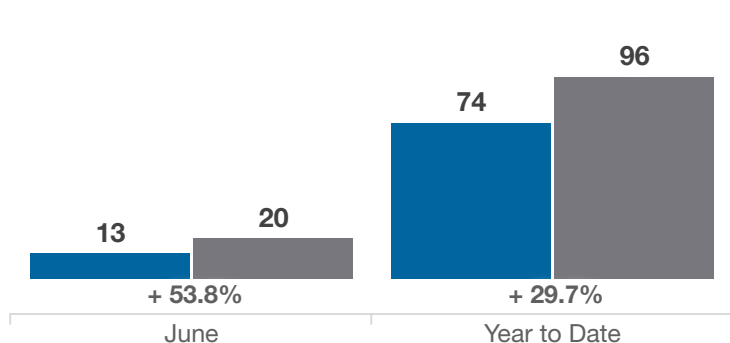
Franklin County

Key Metrics	June			Year to Date		
	2021	2022	% Change	Thru 6-2021	Thru 6-2022	% Change
Closed Sales	13	20	+ 53.8%	74	96	+ 29.7%
In Contracts	14	28	+ 100.0%	80	110	+ 37.5%
Average Sales Price*	\$151,338	\$218,965	+ 44.7%	\$154,308	\$192,431	+ 24.7%
Median Sales Price*	\$155,900	\$178,500	+ 14.5%	\$147,550	\$179,000	+ 21.3%
Average Price Per Square Foot*	\$134.90	\$162.56	+ 20.5%	\$126.67	\$151.68	+ 19.7%
Percent of Original List Price Received*	104.8%	100.9%	- 3.7%	101.9%	102.7%	+ 0.8%
Percent of Last List Price Received*	103.9%	101.4%	- 2.4%	101.9%	103.0%	+ 1.1%
Days on Market Until Sale	8	9	+ 12.5%	13	9	- 30.8%
New Listings	15	28	+ 86.7%	80	119	+ 48.8%
Median List Price of New Listings	\$159,900	\$162,500	+ 1.6%	\$149,900	\$170,000	+ 13.4%
Median List Price at Time of Sale	\$154,000	\$179,950	+ 16.9%	\$145,450	\$174,900	+ 20.2%
Inventory of Homes for Sale	8	9	+ 12.5%	—	—	—
Months Supply of Inventory	0.6	0.5	- 16.7%	—	—	—

* Does not account for sale concessions and/or downpayment assistance. | Percent changes are calculated using rounded figures and can sometimes look extreme due to small sample size.

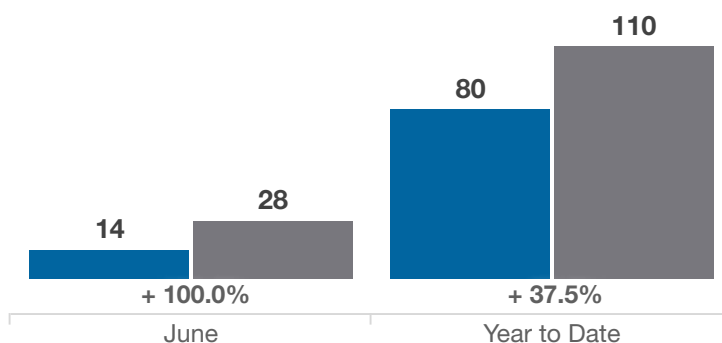
Closed Sales

■ 2021 ■ 2022



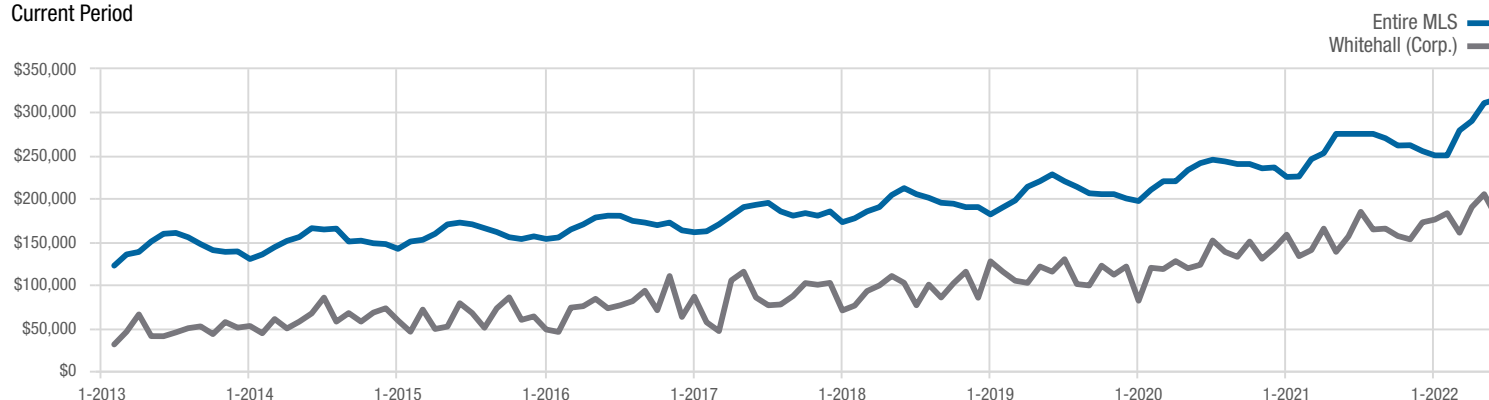
In Contracts

■ 2021 ■ 2022



Median Sales Price

Current Period



Each data point represents the median sales price in a given month.

Local Market Update – June 2022

A RESEARCH TOOL PROVIDED BY THE COLUMBUS REALTORS®
BASED ON RESIDENTIAL LISTING DATA ONLY

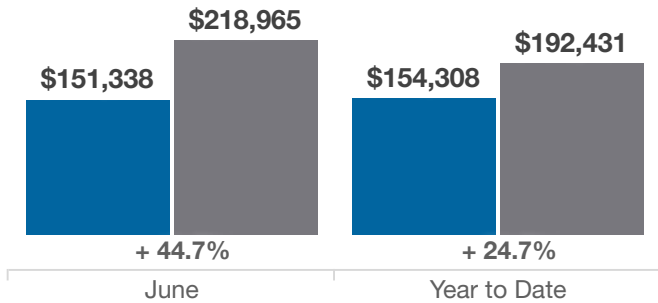


Whitehall (Corp.)

Franklin County

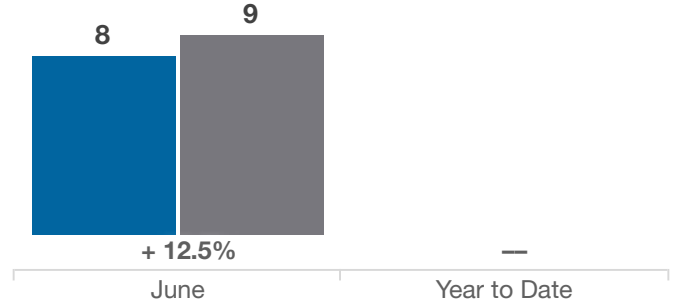
Average Sales Price

■ 2021 ■ 2022



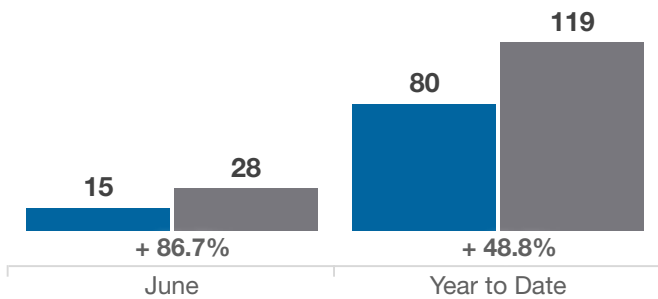
Inventory of Homes for Sale

■ 2021 ■ 2022



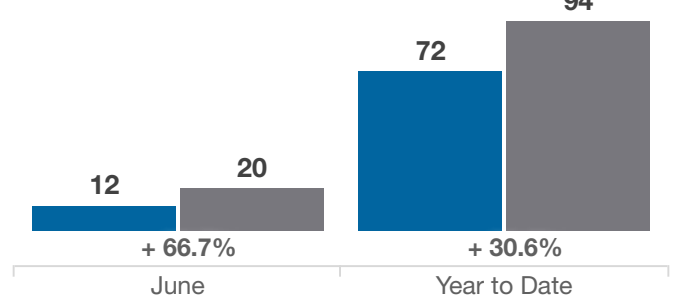
New Listings

■ 2021 ■ 2022



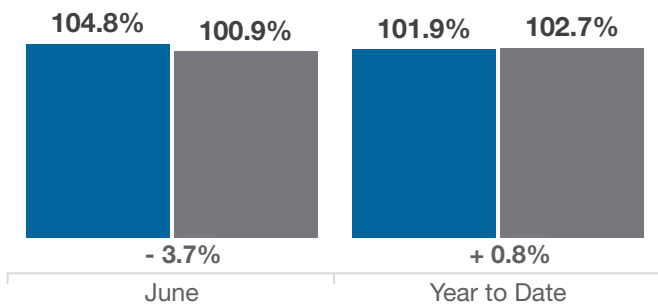
Single Family Sales

■ 2021 ■ 2022



Pct. Of Orig. List Price Received

■ 2021 ■ 2022



Condo Sales

■ 2021 ■ 2022

