Local Market Update – July 2022

A RESEARCH TOOL PROVIDED BY THE COLUMBUS REALTORS®
BASED ON RESIDENTIAL LISTING DATA ONLY

COLUMBUS REALTORS®

Grandview Heights (Corp.)

Franklin County

	July			Year to Date		
Key Metrics	**2021**	**2022**	**% Change**	**Thru 7-2021**	**Thru 7-2022**	**% Change**
Closed Sales	17	10	- 41.2%	78	71	- 9.0%
In Contracts	13	9	- 30.8%	76	84	+ 10.5%
Average Sales Price*	$483,112	$515,610	+ 6.7%	$443,123	$527,557	+ 19.1%
Median Sales Price*	$511,000	$544,500	+ 6.6%	$427,500	$530,000	+ 24.0%
Average Price Per Square Foot*	$296.71	$318.29	+ 7.3%	$283.95	$312.19	+ 9.9%
Percent of Original List Price Received*	104.5%	100.5%	- 3.8%	103.3%	101.1%	- 2.1%
Percent of Last List Price Received*	105.4%	101.7%	- 3.5%	104.0%	102.7%	- 1.3%
Days on Market Until Sale	18	19	+ 5.6%	26	24	- 7.7%
New Listings	19	7	- 63.2%	80	79	- 1.3%
Median List Price of New Listings	$525,000	$429,900	- 18.1%	$459,700	$510,000	+ 10.9%
Median List Price at Time of Sale	$505,000	$512,450	+ 1.5%	$437,900	$500,000	+ 14.2%
Inventory of Homes for Sale	15	13	- 13.3%	—	—	—
Months Supply of Inventory	1.3	1.3	0.0%	—	—	—

* Does not account for sale concessions and/or downpayment assistance. | Percent changes are calculated using rounded figures and can sometimes look extreme due to small sample size.

Closed Sales

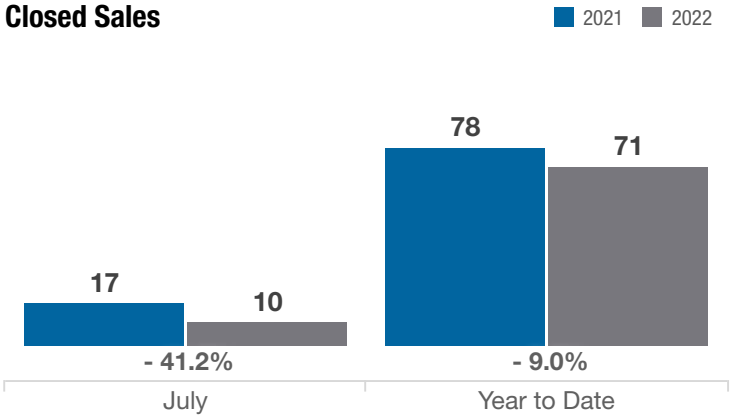

In Contracts

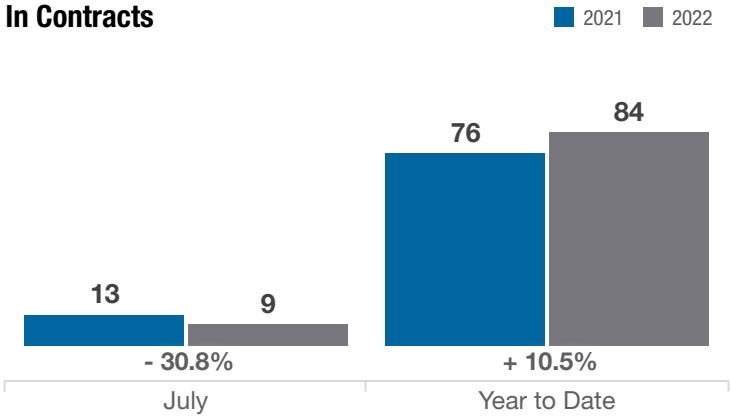

Median Sales Price

Current Period

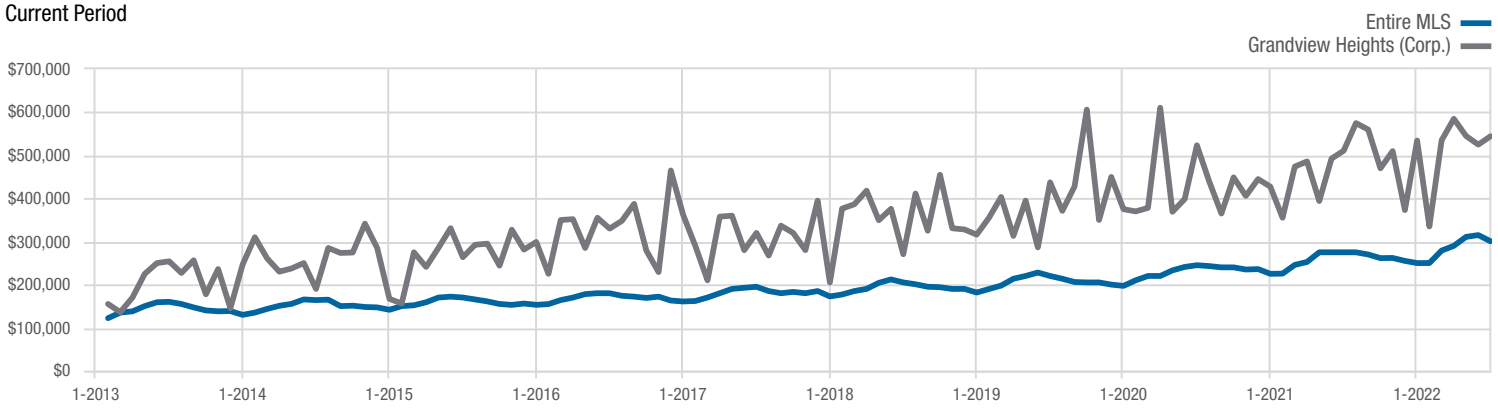

Each data point represents the median sales price in a given month.

Current as of August 12, 2022. All data from Columbus REALTORS® Multiple Listing Service (MLS). | Report © 2022 ShowingTime.

Local Market Update – July 2022

A RESEARCH TOOL PROVIDED BY THE COLUMBUS REALTORS®
BASED ON RESIDENTIAL LISTING DATA ONLY

COLUMBUS REALTORS®

Grandview Heights (Corp.)

Franklin County

Average Sales Price

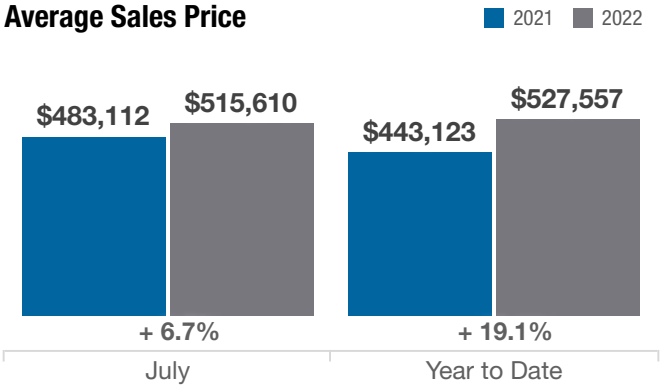

Inventory of Homes for Sale

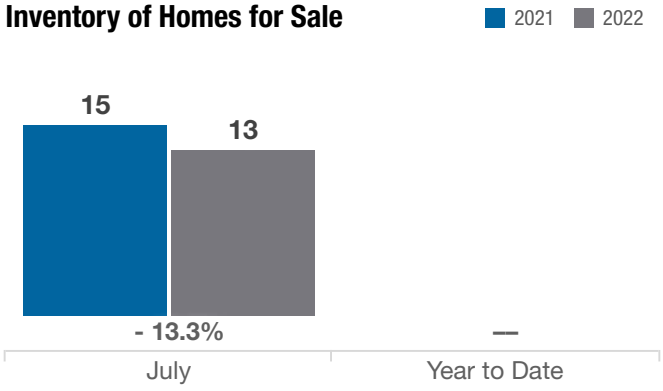

New Listings

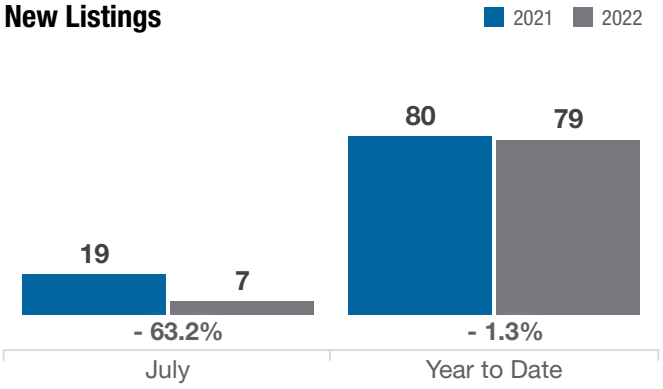

Single Family Sales

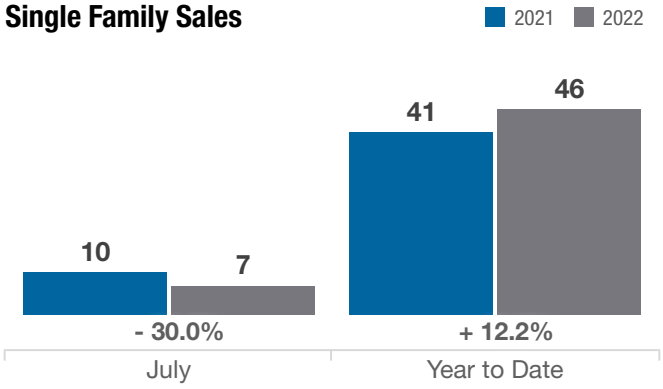

Pct. Of Orig. List Price Received

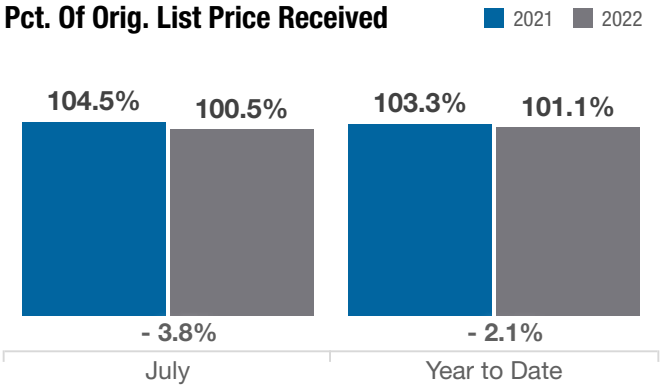

Condo Sales

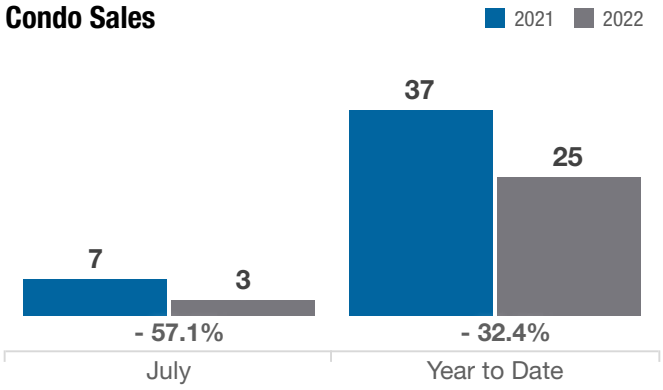

Current as of August 12, 2022. All data from Columbus REALTORS® Multiple Listing Service (MLS). | Report © 2022 ShowingTime.