

Local Market Update – August 2022

A RESEARCH TOOL PROVIDED BY THE COLUMBUS REALTORS®
BASED ON RESIDENTIAL LISTING DATA ONLY



Big Walnut Local School District

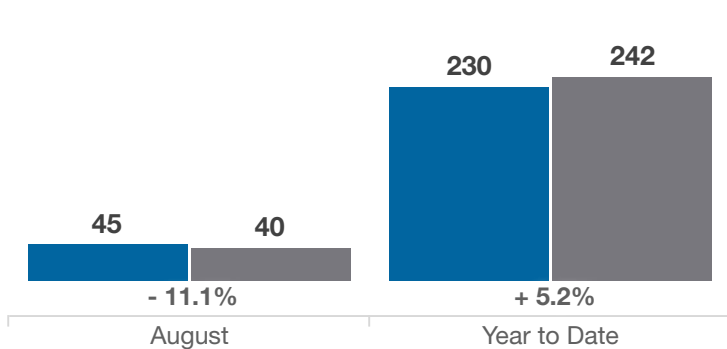
Delaware County

Key Metrics	August			Year to Date		
	2021	2022	% Change	Thru 8-2021	Thru 8-2022	% Change
Closed Sales	45	40	- 11.1%	230	242	+ 5.2%
In Contracts	54	42	- 22.2%	285	265	- 7.0%
Average Sales Price*	\$427,306	\$491,066	+ 14.9%	\$450,096	\$538,612	+ 19.7%
Median Sales Price*	\$415,583	\$414,000	- 0.4%	\$400,230	\$469,527	+ 17.3%
Average Price Per Square Foot*	\$197.81	\$235.29	+ 18.9%	\$193.30	\$229.67	+ 18.8%
Percent of Original List Price Received*	103.2%	100.1%	- 3.0%	101.5%	102.0%	+ 0.5%
Percent of Last List Price Received*	104.2%	101.2%	- 2.9%	102.3%	102.4%	+ 0.1%
Days on Market Until Sale	13	20	+ 53.8%	21	15	- 28.6%
New Listings	47	38	- 19.1%	290	288	- 0.7%
Median List Price of New Listings	\$460,000	\$532,450	+ 15.8%	\$434,903	\$481,816	+ 10.8%
Median List Price at Time of Sale	\$411,379	\$402,500	- 2.2%	\$399,900	\$449,900	+ 12.5%
Inventory of Homes for Sale	21	33	+ 57.1%	—	—	—
Months Supply of Inventory	0.7	1.1	+ 57.1%	—	—	—

* Does not account for sale concessions and/or downpayment assistance. | Percent changes are calculated using rounded figures and can sometimes look extreme due to small sample size.

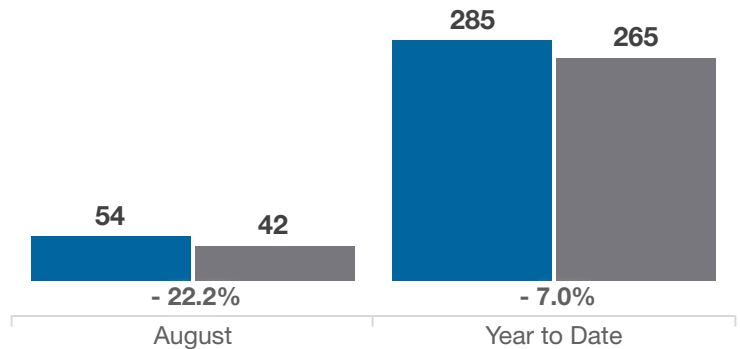
Closed Sales

■ 2021 ■ 2022



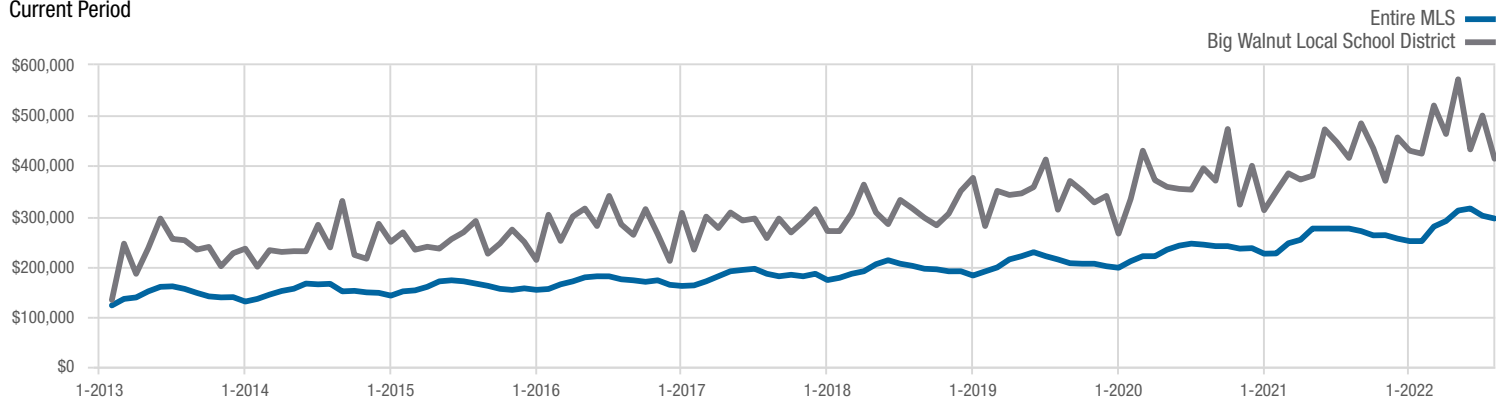
In Contracts

■ 2021 ■ 2022



Median Sales Price

Current Period



Each data point represents the median sales price in a given month.

Local Market Update – August 2022

A RESEARCH TOOL PROVIDED BY THE COLUMBUS REALTORS®
BASED ON RESIDENTIAL LISTING DATA ONLY

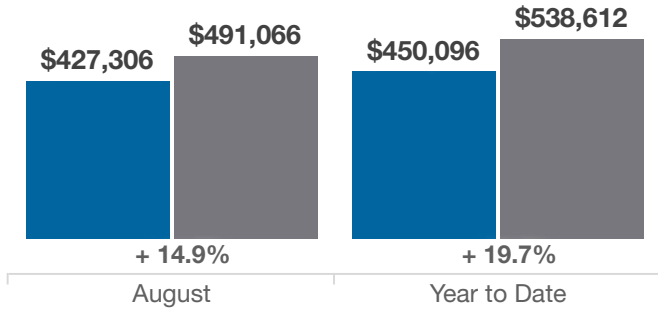


Big Walnut Local School District

Delaware County

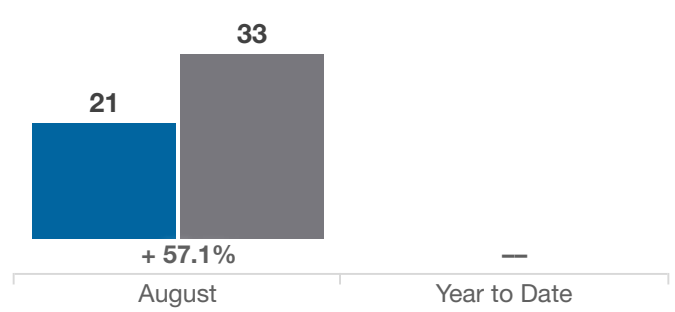
Average Sales Price

■ 2021 ■ 2022



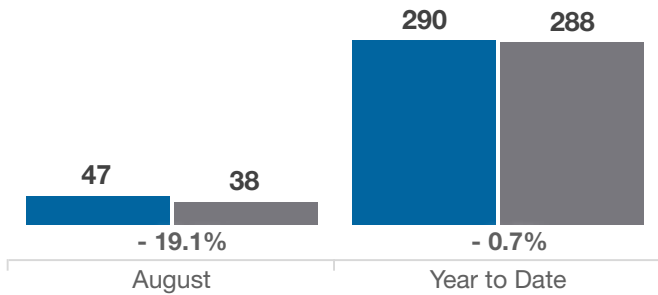
Inventory of Homes for Sale

■ 2021 ■ 2022



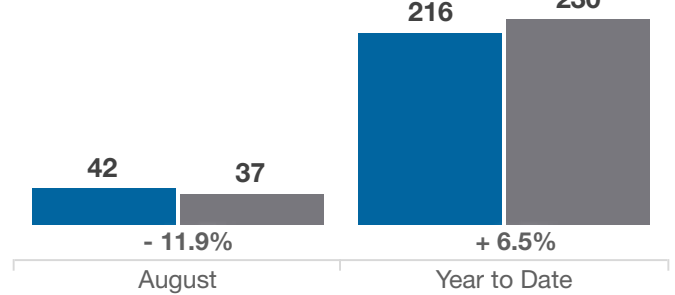
New Listings

■ 2021 ■ 2022



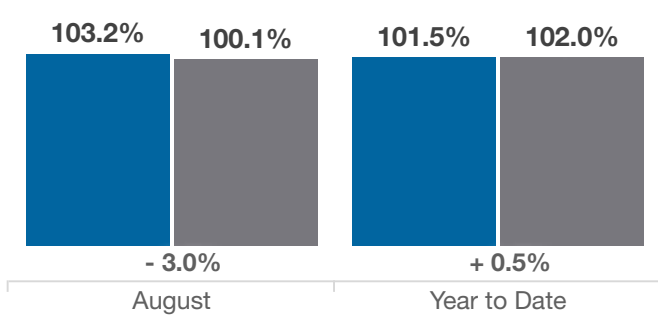
Single Family Sales

■ 2021 ■ 2022



Pct. Of Orig. List Price Received

■ 2021 ■ 2022



Condo Sales

■ 2021 ■ 2022

