

Local Market Update – August 2022

A RESEARCH TOOL PROVIDED BY THE COLUMBUS REALTORS®
BASED ON RESIDENTIAL LISTING DATA ONLY



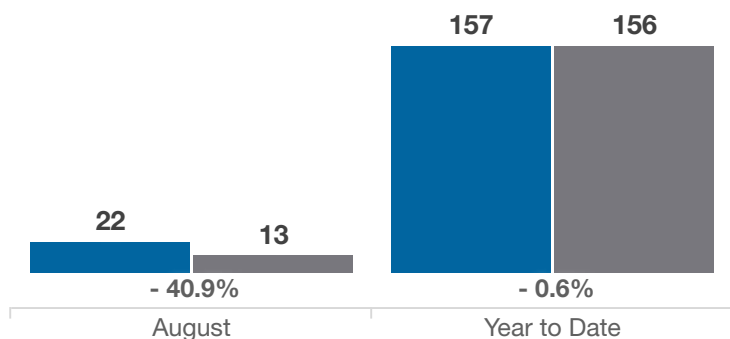
Champaign County

| Key Metrics | August | | | Year to Date | | |
|--|-----------|-----------|----------|--------------|-------------|----------|
| | 2021 | 2022 | % Change | Thru 8-2021 | Thru 8-2022 | % Change |
| Closed Sales | 22 | 13 | - 40.9% | 157 | 156 | - 0.6% |
| In Contracts | 32 | 26 | - 18.8% | 166 | 169 | + 1.8% |
| Average Sales Price* | \$207,520 | \$234,963 | + 13.2% | \$211,662 | \$234,478 | + 10.8% |
| Median Sales Price* | \$182,500 | \$239,000 | + 31.0% | \$168,900 | \$215,000 | + 27.3% |
| Average Price Per Square Foot* | \$120.56 | \$137.36 | + 13.9% | \$119.44 | \$133.66 | + 11.9% |
| Percent of Original List Price Received* | 100.7% | 98.1% | - 2.6% | 98.5% | 99.2% | + 0.7% |
| Percent of Last List Price Received* | 100.8% | 99.8% | - 1.0% | 99.8% | 100.2% | + 0.4% |
| Days on Market Until Sale | 10 | 15 | + 50.0% | 18 | 17 | - 5.6% |
| New Listings | 31 | 15 | - 51.6% | 182 | 179 | - 1.6% |
| Median List Price of New Listings | \$199,900 | \$199,900 | 0.0% | \$179,900 | \$229,900 | + 27.8% |
| Median List Price at Time of Sale | \$177,400 | \$239,900 | + 35.2% | \$169,900 | \$226,950 | + 33.6% |
| Inventory of Homes for Sale | 35 | 29 | - 17.1% | — | — | — |
| Months Supply of Inventory | 1.8 | 1.4 | - 22.2% | — | — | — |

* Does not account for sale concessions and/or downpayment assistance. | Percent changes are calculated using rounded figures and can sometimes look extreme due to small sample size.

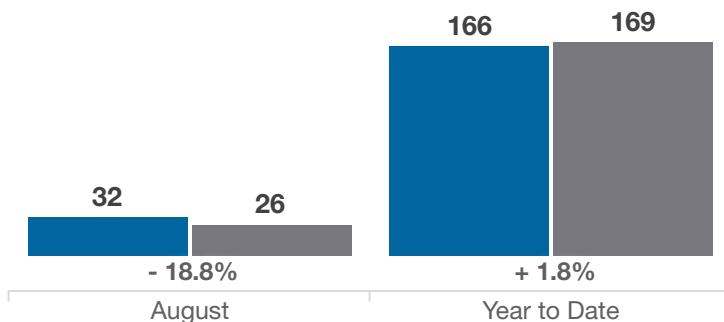
Closed Sales

■ 2021 ■ 2022



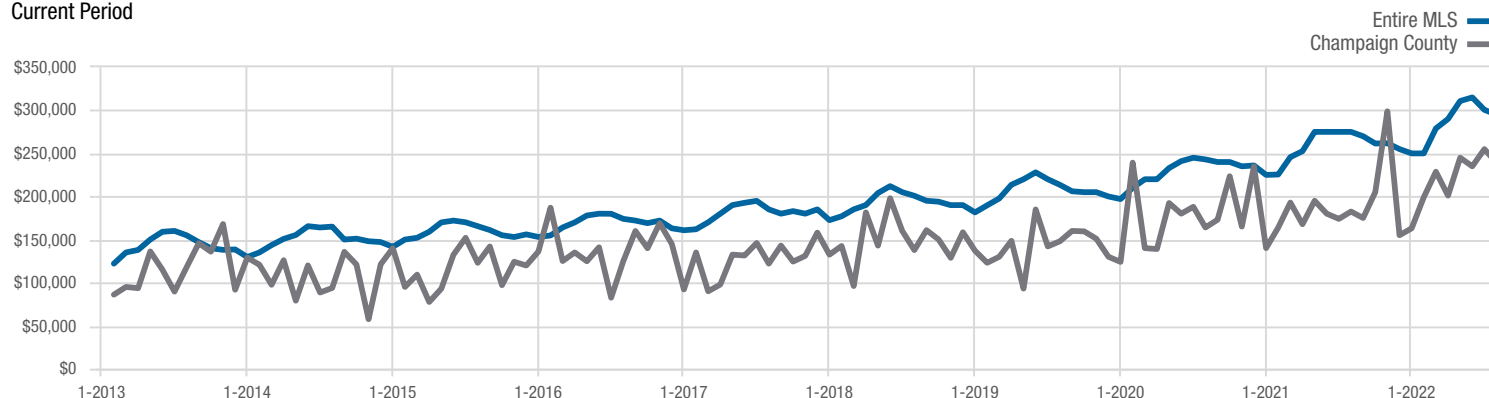
In Contracts

■ 2021 ■ 2022



Median Sales Price

Current Period



Each data point represents the median sales price in a given month.

Local Market Update – August 2022

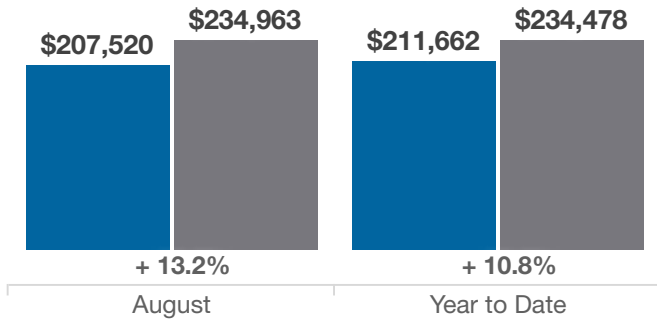
A RESEARCH TOOL PROVIDED BY THE COLUMBUS REALTORS®
BASED ON RESIDENTIAL LISTING DATA ONLY



Champaign County

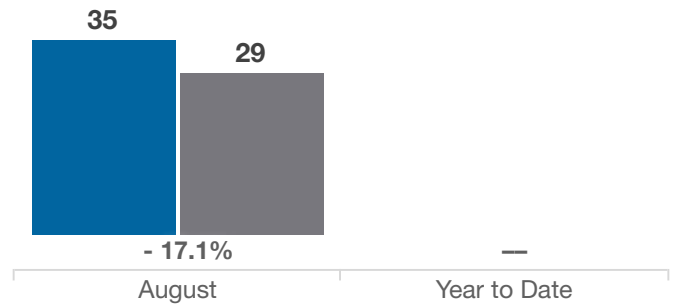
Average Sales Price

■ 2021 ■ 2022



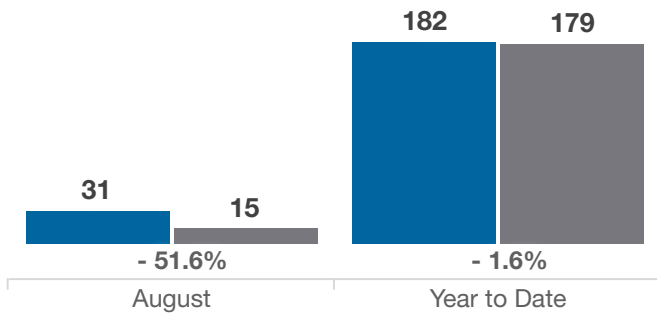
Inventory of Homes for Sale

■ 2021 ■ 2022



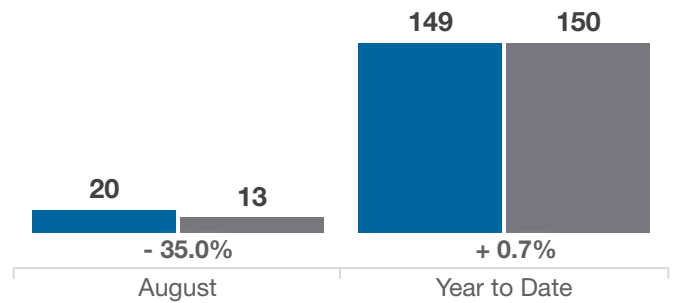
New Listings

■ 2021 ■ 2022



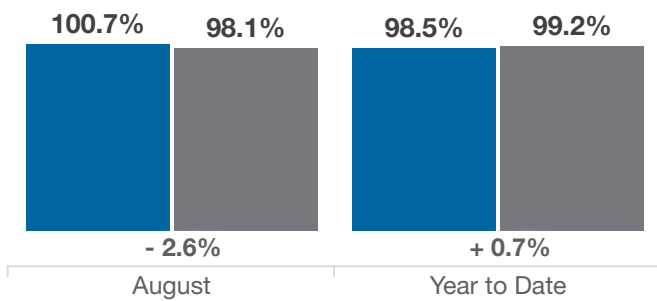
Single Family Sales

■ 2021 ■ 2022



Pct. Of Orig. List Price Received

■ 2021 ■ 2022



Condo Sales

■ 2021 ■ 2022

