

# Local Market Update – August 2022

A RESEARCH TOOL PROVIDED BY THE COLUMBUS REALTORS®  
BASED ON RESIDENTIAL LISTING DATA ONLY



## Columbus (Corp.)

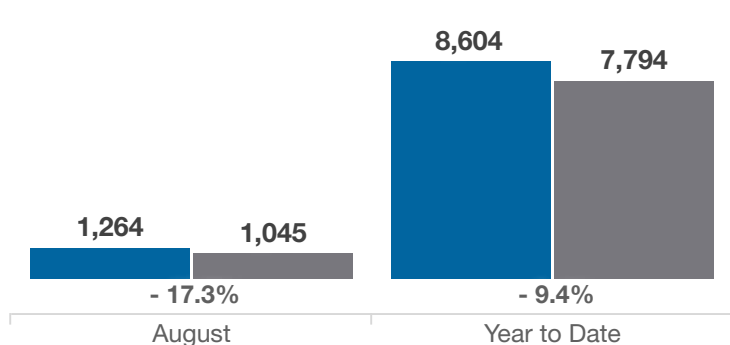
Franklin, Fairfield and Delaware Counties

Key Metrics	August			Year to Date		
	2021	2022	% Change	Thru 8-2021	Thru 8-2022	% Change
Closed Sales	1,264	1,045	- 17.3%	8,604	7,794	- 9.4%
In Contracts	1,509	1,243	- 17.6%	9,269	8,288	- 10.6%
Average Sales Price*	\$261,276	\$279,841	+ 7.1%	\$250,665	\$278,649	+ 11.2%
Median Sales Price*	\$247,050	\$256,000	+ 3.6%	\$230,000	\$259,400	+ 12.8%
Average Price Per Square Foot*	\$171.96	\$189.28	+ 10.1%	\$168.16	\$188.67	+ 12.2%
Percent of Original List Price Received*	103.3%	100.4%	- 2.8%	103.3%	103.4%	+ 0.1%
Percent of Last List Price Received*	103.6%	101.3%	- 2.2%	103.6%	103.8%	+ 0.2%
Days on Market Until Sale	10	13	+ 30.0%	13	13	0.0%
New Listings	1,474	1,224	- 17.0%	10,272	9,455	- 8.0%
Median List Price of New Listings	\$229,000	\$255,000	+ 11.4%	\$224,900	\$249,900	+ 11.1%
Median List Price at Time of Sale	\$235,223	\$249,945	+ 6.3%	\$223,500	\$249,000	+ 11.4%
Inventory of Homes for Sale	1,100	1,107	+ 0.6%	—	—	—
Months Supply of Inventory	1.0	1.1	+ 10.0%	—	—	—

\* Does not account for sale concessions and/or downpayment assistance. | Percent changes are calculated using rounded figures and can sometimes look extreme due to small sample size.

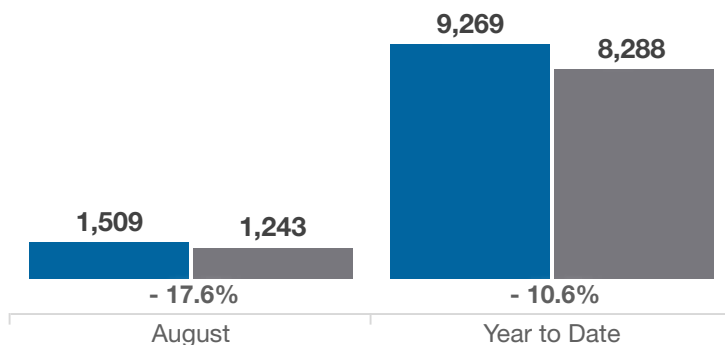
### Closed Sales

■ 2021 ■ 2022



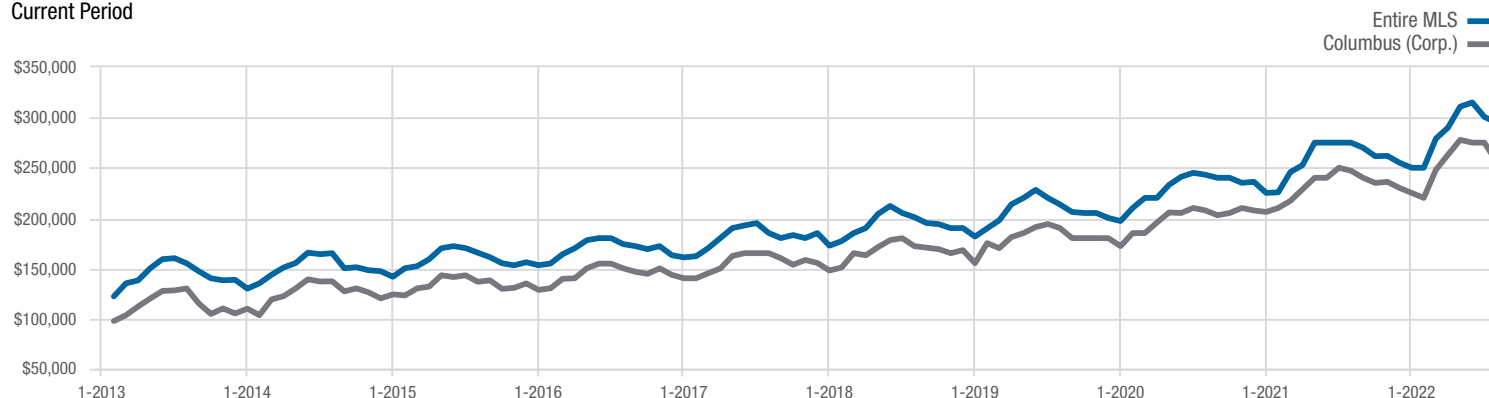
### In Contracts

■ 2021 ■ 2022



### Median Sales Price

Current Period



Each data point represents the median sales price in a given month.

# Local Market Update – August 2022

A RESEARCH TOOL PROVIDED BY THE COLUMBUS REALTORS®  
BASED ON RESIDENTIAL LISTING DATA ONLY

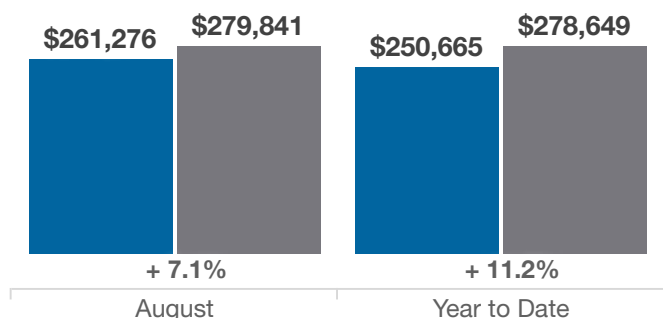


## Columbus (Corp.)

Franklin, Fairfield and Delaware Counties

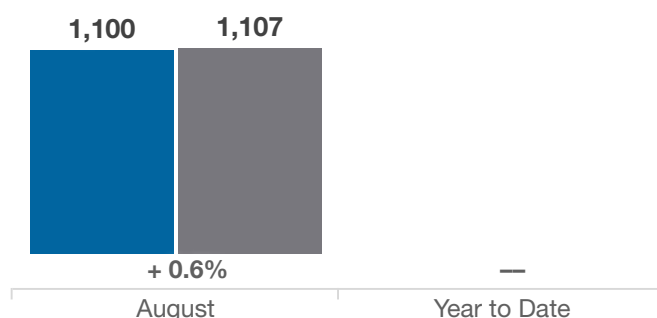
### Average Sales Price

■ 2021 ■ 2022



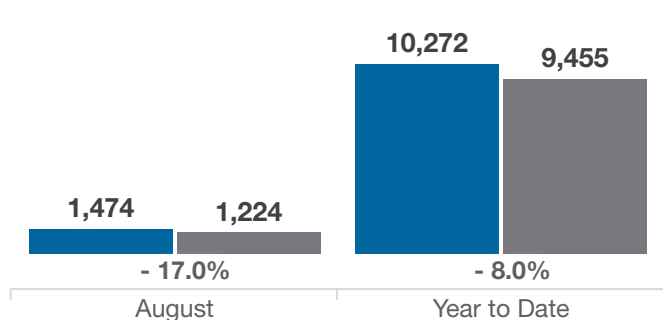
### Inventory of Homes for Sale

■ 2021 ■ 2022



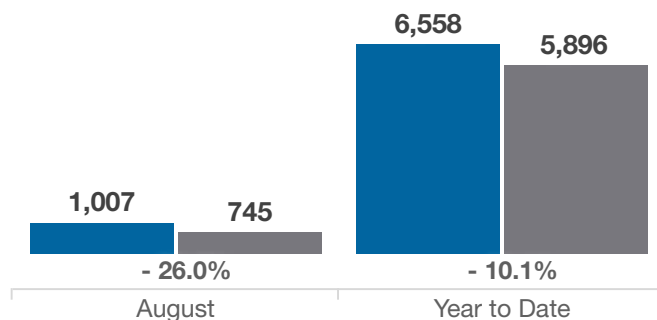
### New Listings

■ 2021 ■ 2022



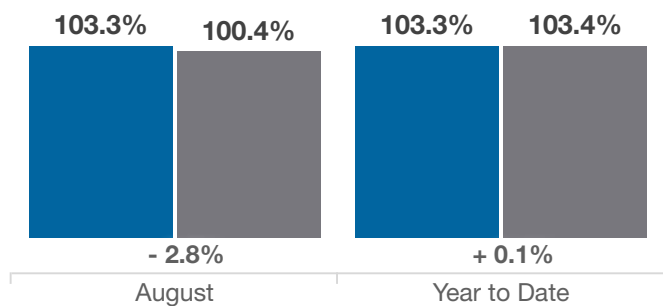
### Single Family Sales

■ 2021 ■ 2022



### Pct. Of Orig. List Price Received

■ 2021 ■ 2022



### Condo Sales

■ 2021 ■ 2022

