

Local Market Update – August 2022

A RESEARCH TOOL PROVIDED BY THE COLUMBUS REALTORS®
BASED ON RESIDENTIAL LISTING DATA ONLY



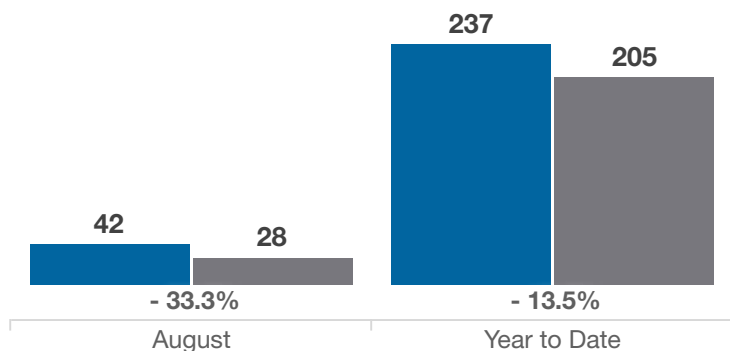
Fayette County

Key Metrics	August			Year to Date		
	2021	2022	% Change	Thru 8-2021	Thru 8-2022	% Change
Closed Sales	42	28	- 33.3%	237	205	- 13.5%
In Contracts	61	30	- 50.8%	279	217	- 22.2%
Average Sales Price*	\$179,403	\$190,446	+ 6.2%	\$171,568	\$193,604	+ 12.8%
Median Sales Price*	\$173,500	\$168,750	- 2.7%	\$159,900	\$180,000	+ 12.6%
Average Price Per Square Foot*	\$114.49	\$123.96	+ 8.3%	\$107.61	\$124.53	+ 15.7%
Percent of Original List Price Received*	98.6%	93.2%	- 5.5%	99.5%	98.0%	- 1.5%
Percent of Last List Price Received*	98.8%	98.0%	- 0.8%	100.2%	100.1%	- 0.1%
Days on Market Until Sale	14	23	+ 64.3%	28	17	- 39.3%
New Listings	47	41	- 12.8%	295	262	- 11.2%
Median List Price of New Listings	\$139,900	\$192,000	+ 37.2%	\$152,000	\$179,950	+ 18.4%
Median List Price at Time of Sale	\$167,750	\$169,438	+ 1.0%	\$154,950	\$179,900	+ 16.1%
Inventory of Homes for Sale	43	41	- 4.7%	—	—	—
Months Supply of Inventory	1.4	1.5	+ 7.1%	—	—	—

* Does not account for sale concessions and/or downpayment assistance. | Percent changes are calculated using rounded figures and can sometimes look extreme due to small sample size.

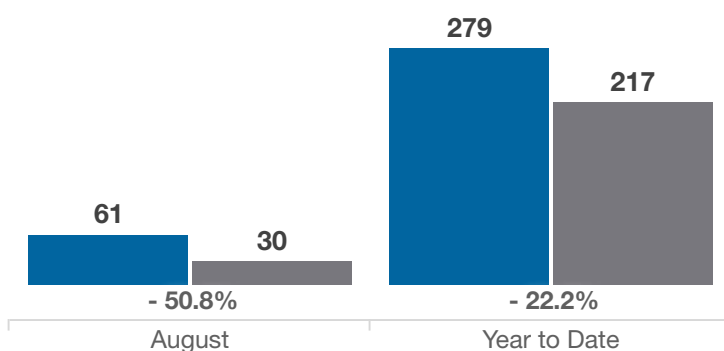
Closed Sales

■ 2021 ■ 2022



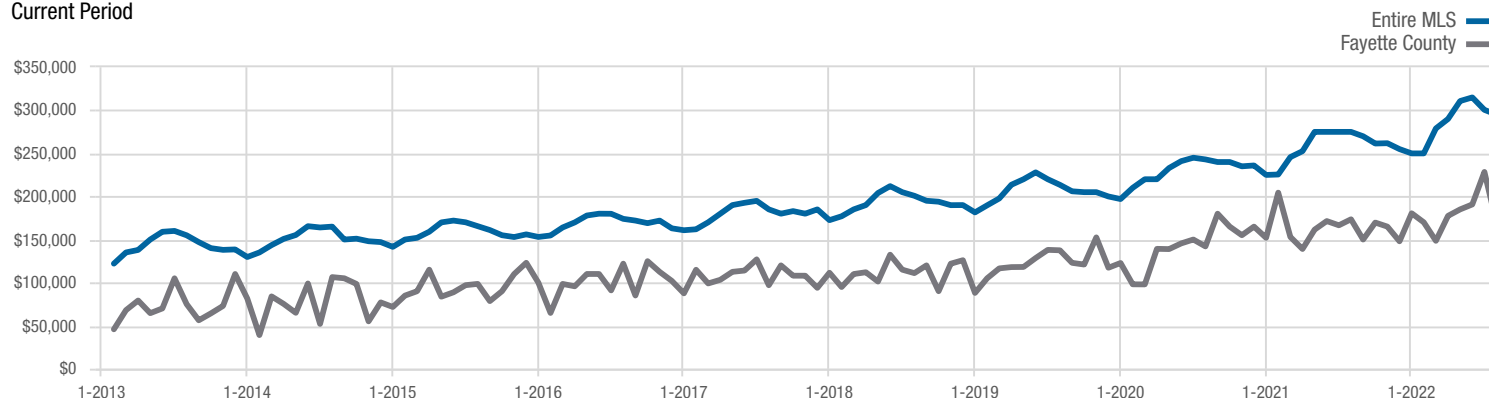
In Contracts

■ 2021 ■ 2022



Median Sales Price

Current Period



Each data point represents the median sales price in a given month.

Local Market Update – August 2022

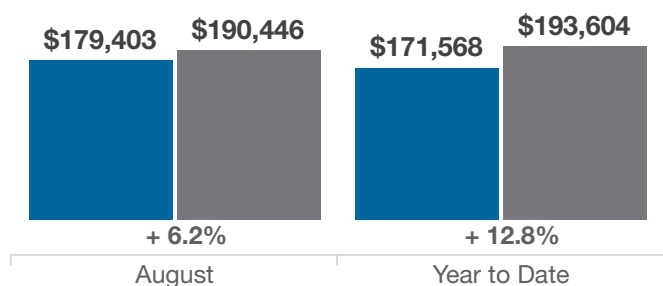
A RESEARCH TOOL PROVIDED BY THE COLUMBUS REALTORS®
BASED ON RESIDENTIAL LISTING DATA ONLY



Fayette County

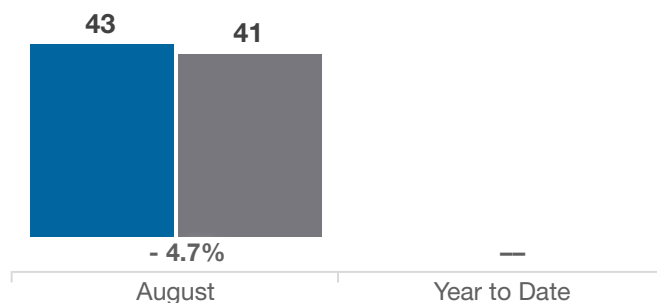
Average Sales Price

■ 2021 ■ 2022



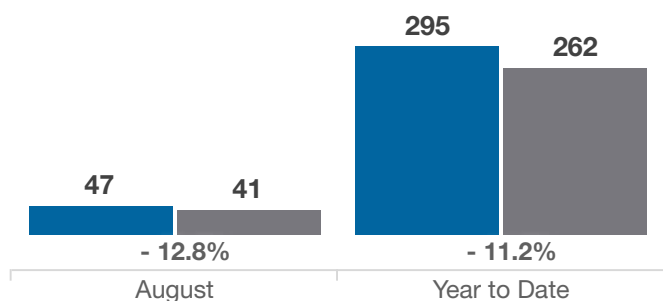
Inventory of Homes for Sale

■ 2021 ■ 2022



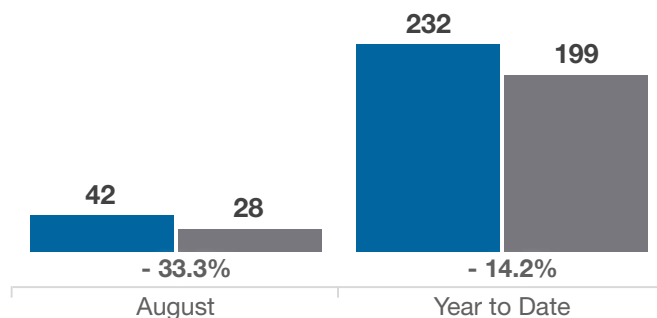
New Listings

■ 2021 ■ 2022



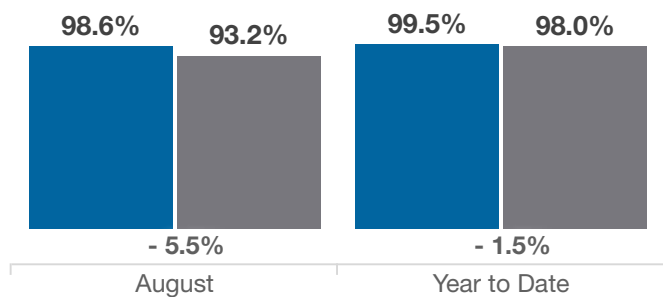
Single Family Sales

■ 2021 ■ 2022



Pct. Of Orig. List Price Received

■ 2021 ■ 2022



Condo Sales

■ 2021 ■ 2022

