

# Local Market Update – August 2022

A RESEARCH TOOL PROVIDED BY THE COLUMBUS REALTORS®  
BASED ON RESIDENTIAL LISTING DATA ONLY



## Jefferson Local School District (West Jefferson)

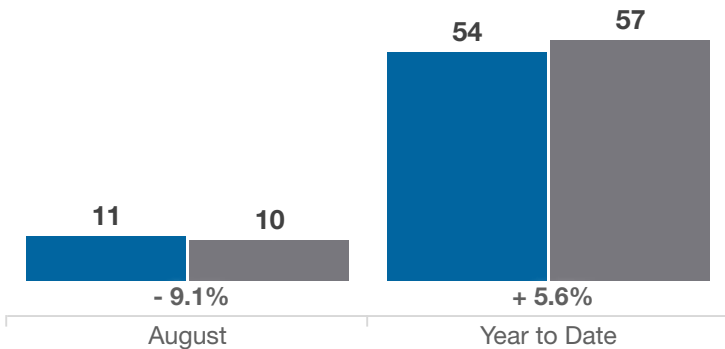
Madison County

Key Metrics	August			Year to Date		
	2021	2022	% Change	Thru 8-2021	Thru 8-2022	% Change
Closed Sales	11	10	- 9.1%	54	57	+ 5.6%
In Contracts	10	11	+ 10.0%	61	58	- 4.9%
Average Sales Price*	\$260,891	\$243,430	- 6.7%	\$249,018	\$270,745	+ 8.7%
Median Sales Price*	\$227,000	\$219,750	- 3.2%	\$200,000	\$239,900	+ 20.0%
Average Price Per Square Foot*	\$155.11	\$161.07	+ 3.8%	\$151.98	\$174.62	+ 14.9%
Percent of Original List Price Received*	98.7%	93.9%	- 4.9%	100.5%	99.3%	- 1.2%
Percent of Last List Price Received*	103.1%	97.2%	- 5.7%	102.2%	100.9%	- 1.3%
Days on Market Until Sale	10	16	+ 60.0%	13	11	- 15.4%
New Listings	12	8	- 33.3%	68	66	- 2.9%
Median List Price of New Listings	\$192,500	\$191,250	- 0.6%	\$195,000	\$229,950	+ 17.9%
Median List Price at Time of Sale	\$209,900	\$224,700	+ 7.1%	\$199,900	\$230,000	+ 15.1%
Inventory of Homes for Sale	7	2	- 71.4%	—	—	—
Months Supply of Inventory	1.0	0.3	- 70.0%	—	—	—

\* Does not account for sale concessions and/or downpayment assistance. | Percent changes are calculated using rounded figures and can sometimes look extreme due to small sample size.

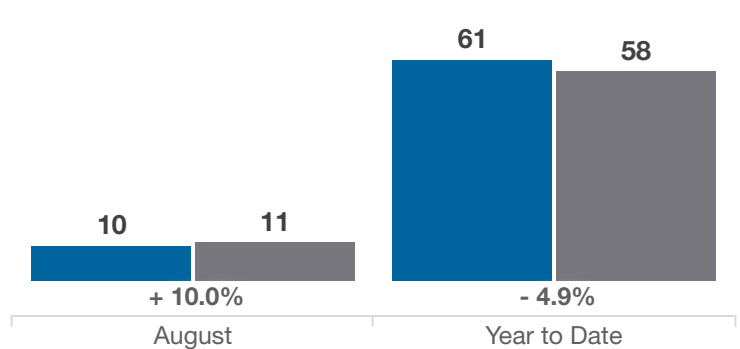
### Closed Sales

■ 2021 ■ 2022



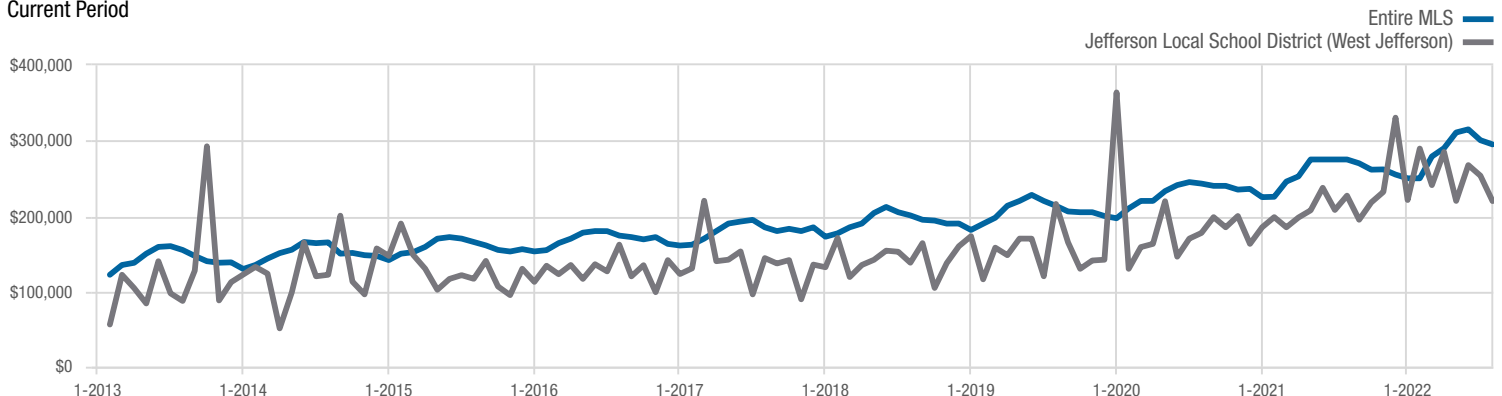
### In Contracts

■ 2021 ■ 2022



### Median Sales Price

Current Period



Each data point represents the median sales price in a given month.

# Local Market Update – August 2022

A RESEARCH TOOL PROVIDED BY THE COLUMBUS REALTORS®  
BASED ON RESIDENTIAL LISTING DATA ONLY

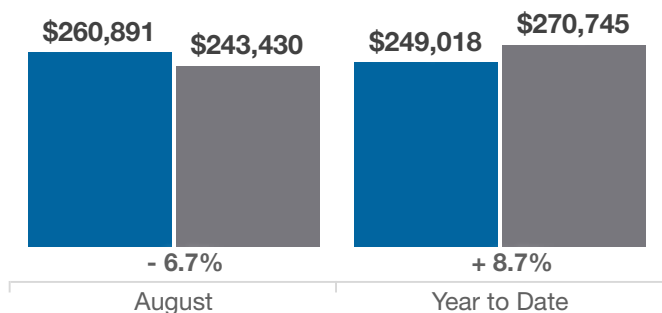


## Jefferson Local School District (West Jefferson)

Madison County

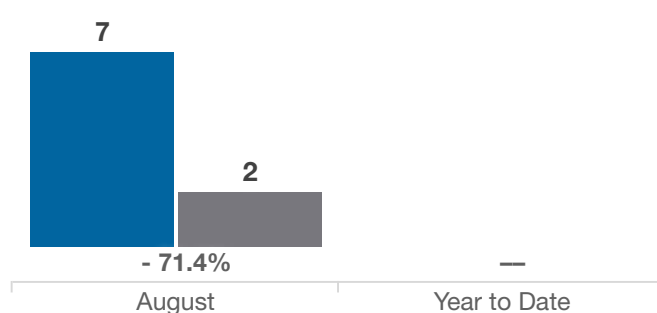
### Average Sales Price

■ 2021 ■ 2022



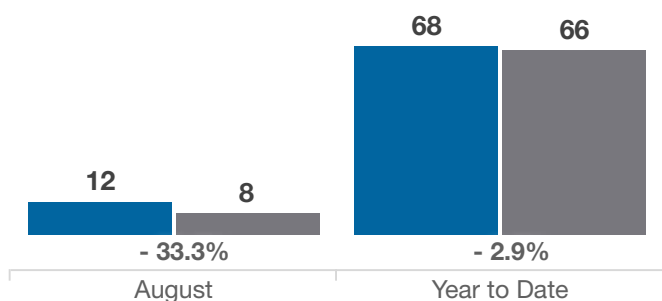
### Inventory of Homes for Sale

■ 2021 ■ 2022



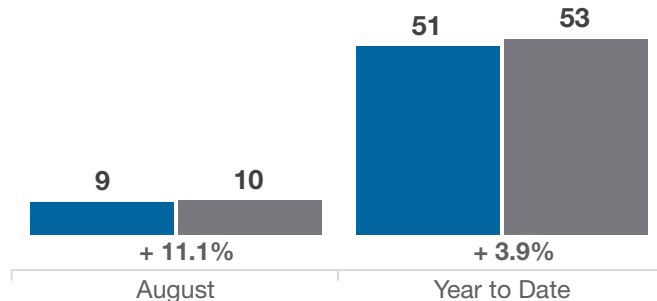
### New Listings

■ 2021 ■ 2022



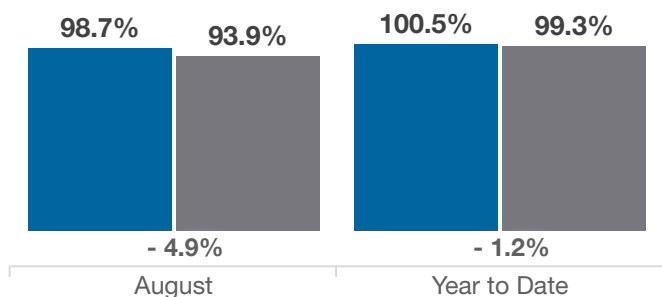
### Single Family Sales

■ 2021 ■ 2022



### Pct. Of Orig. List Price Received

■ 2021 ■ 2022



### Condo Sales

■ 2021 ■ 2022

