

# Local Market Update – August 2022

A RESEARCH TOOL PROVIDED BY THE COLUMBUS REALTORS®  
BASED ON RESIDENTIAL LISTING DATA ONLY



## Northridge Local School District

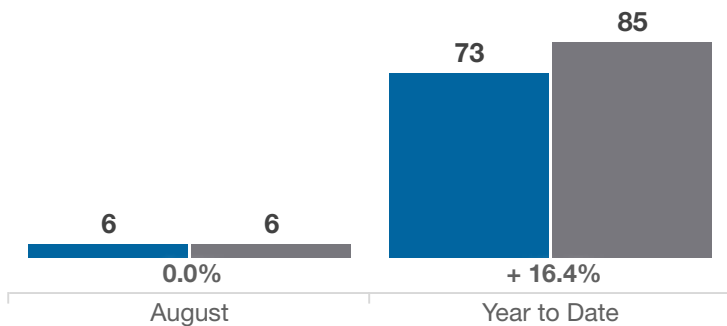
Delaware, Knox and Licking Counties

Key Metrics	August			Year to Date		
	2021	2022	% Change	Thru 8-2021	Thru 8-2022	% Change
Closed Sales	6	6	0.0%	73	85	+ 16.4%
In Contracts	16	10	- 37.5%	83	92	+ 10.8%
Average Sales Price*	\$309,920	\$387,447	+ 25.0%	\$363,824	\$409,174	+ 12.5%
Median Sales Price*	\$393,260	\$417,340	+ 6.1%	\$324,950	\$380,900	+ 17.2%
Average Price Per Square Foot*	\$127.73	\$229.67	+ 79.8%	\$159.64	\$219.12	+ 37.3%
Percent of Original List Price Received*	100.6%	96.3%	- 4.3%	102.1%	100.8%	- 1.3%
Percent of Last List Price Received*	100.6%	98.4%	- 2.2%	102.0%	101.5%	- 0.5%
Days on Market Until Sale	5	11	+ 120.0%	17	65	+ 282.4%
New Listings	17	14	- 17.6%	114	87	- 23.7%
Median List Price of New Listings	\$399,888	\$430,230	+ 7.6%	\$345,934	\$394,949	+ 14.2%
Median List Price at Time of Sale	\$384,950	\$415,400	+ 7.9%	\$316,250	\$379,400	+ 20.0%
Inventory of Homes for Sale	27	21	- 22.2%	—	—	—
Months Supply of Inventory	2.8	1.8	- 35.7%	—	—	—

\* Does not account for sale concessions and/or downpayment assistance. | Percent changes are calculated using rounded figures and can sometimes look extreme due to small sample size.

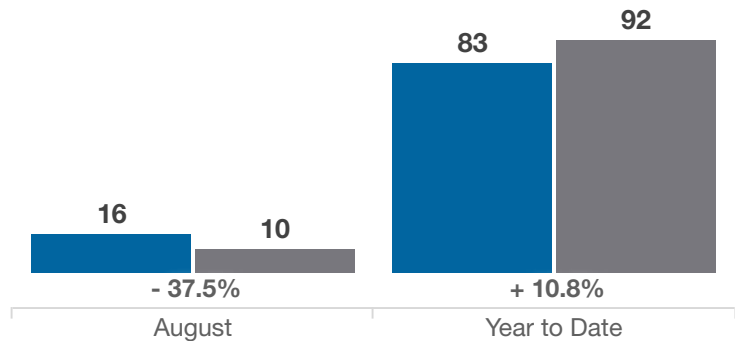
### Closed Sales

■ 2021 ■ 2022



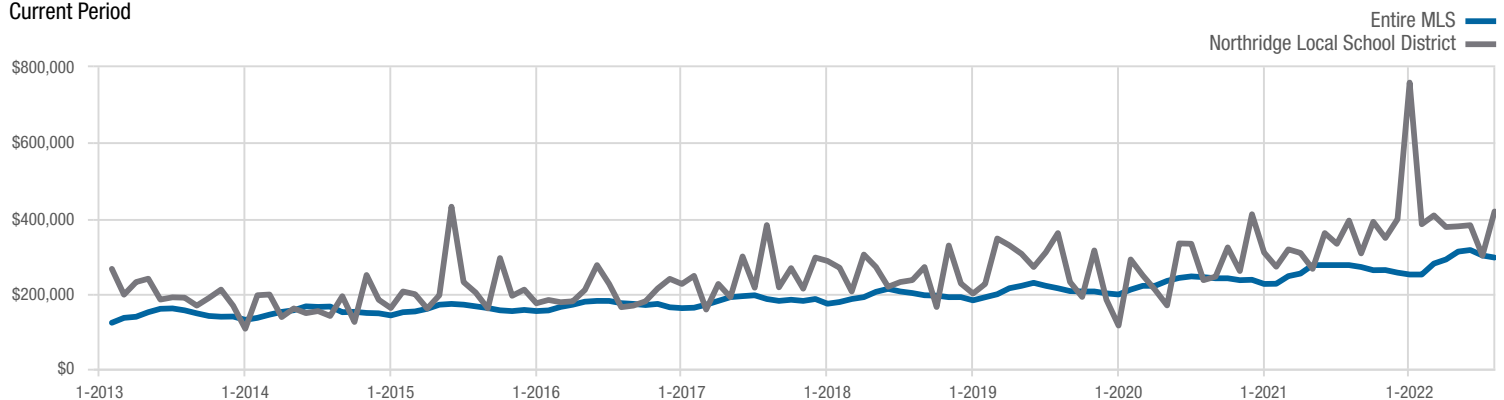
### In Contracts

■ 2021 ■ 2022



### Median Sales Price

Current Period



Each data point represents the median sales price in a given month.

# Local Market Update – August 2022

A RESEARCH TOOL PROVIDED BY THE COLUMBUS REALTORS®  
BASED ON RESIDENTIAL LISTING DATA ONLY

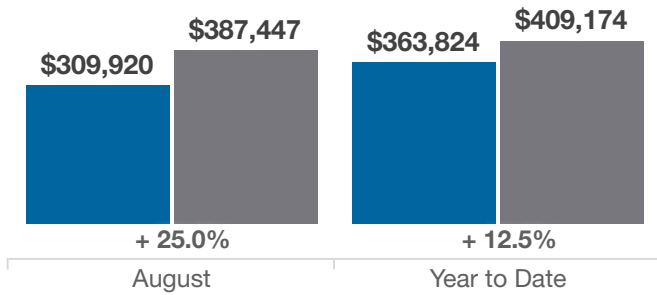


## Northridge Local School District

Delaware, Knox and Licking Counties

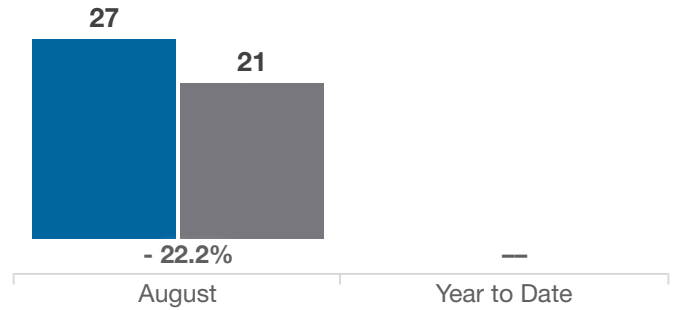
### Average Sales Price

■ 2021 ■ 2022



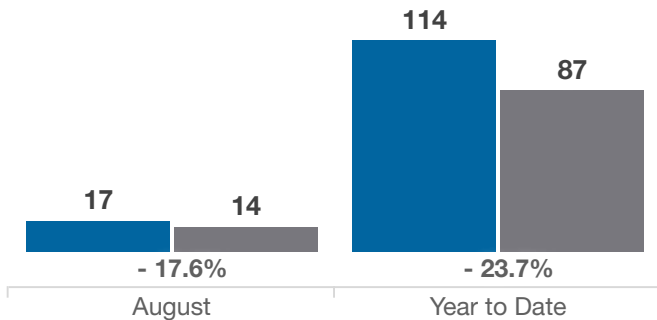
### Inventory of Homes for Sale

■ 2021 ■ 2022



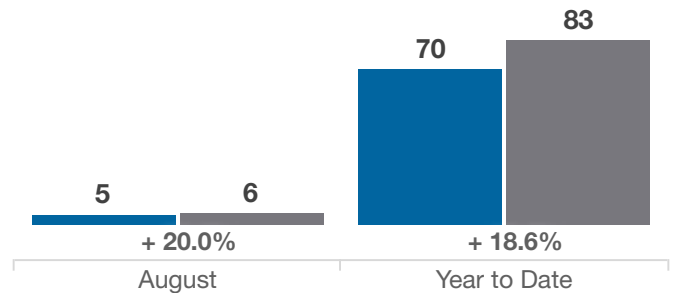
### New Listings

■ 2021 ■ 2022



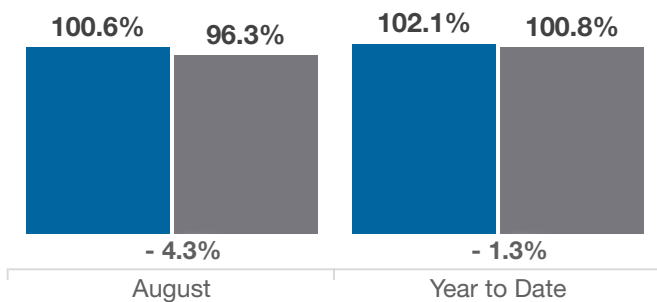
### Single Family Sales

■ 2021 ■ 2022



### Pct. Of Orig. List Price Received

■ 2021 ■ 2022



### Condo Sales

■ 2021 ■ 2022

