

Local Market Update – August 2022

A RESEARCH TOOL PROVIDED BY THE COLUMBUS REALTORS®
BASED ON RESIDENTIAL LISTING DATA ONLY



Reynoldsburg City School District

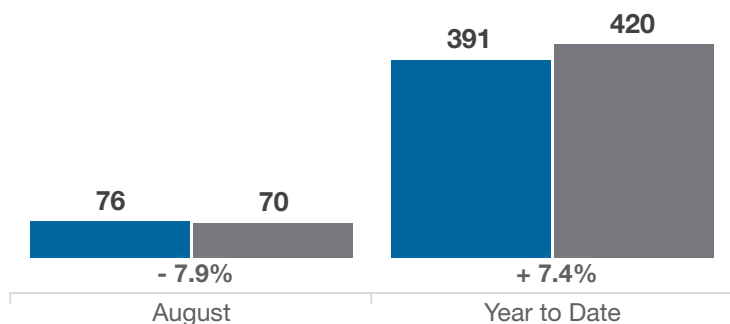
Franklin, Fairfield and Licking Counties

Key Metrics	August			Year to Date		
	2021	2022	% Change	Thru 8-2021	Thru 8-2022	% Change
Closed Sales	76	70	- 7.9%	391	420	+ 7.4%
In Contracts	78	75	- 3.8%	430	435	+ 1.2%
Average Sales Price*	\$256,362	\$286,850	+ 11.9%	\$241,008	\$280,987	+ 16.6%
Median Sales Price*	\$250,000	\$276,450	+ 10.6%	\$237,450	\$280,000	+ 17.9%
Average Price Per Square Foot*	\$150.11	\$166.86	+ 11.2%	\$143.12	\$164.12	+ 14.7%
Percent of Original List Price Received*	105.7%	102.0%	- 3.5%	105.4%	105.4%	0.0%
Percent of Last List Price Received*	105.6%	102.7%	- 2.7%	105.0%	105.1%	+ 0.1%
Days on Market Until Sale	8	9	+ 12.5%	8	9	+ 12.5%
New Listings	69	64	- 7.2%	467	476	+ 1.9%
Median List Price of New Listings	\$229,900	\$282,450	+ 22.9%	\$227,900	\$275,000	+ 20.7%
Median List Price at Time of Sale	\$235,000	\$274,950	+ 17.0%	\$225,000	\$264,900	+ 17.7%
Inventory of Homes for Sale	36	47	+ 30.6%	—	—	—
Months Supply of Inventory	0.7	0.8	+ 14.3%	—	—	—

* Does not account for sale concessions and/or downpayment assistance. | Percent changes are calculated using rounded figures and can sometimes look extreme due to small sample size.

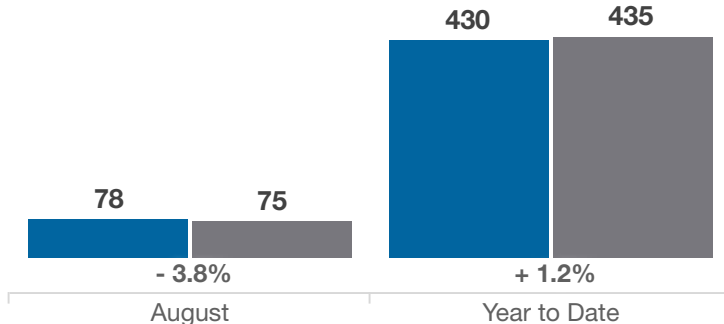
Closed Sales

■ 2021 ■ 2022



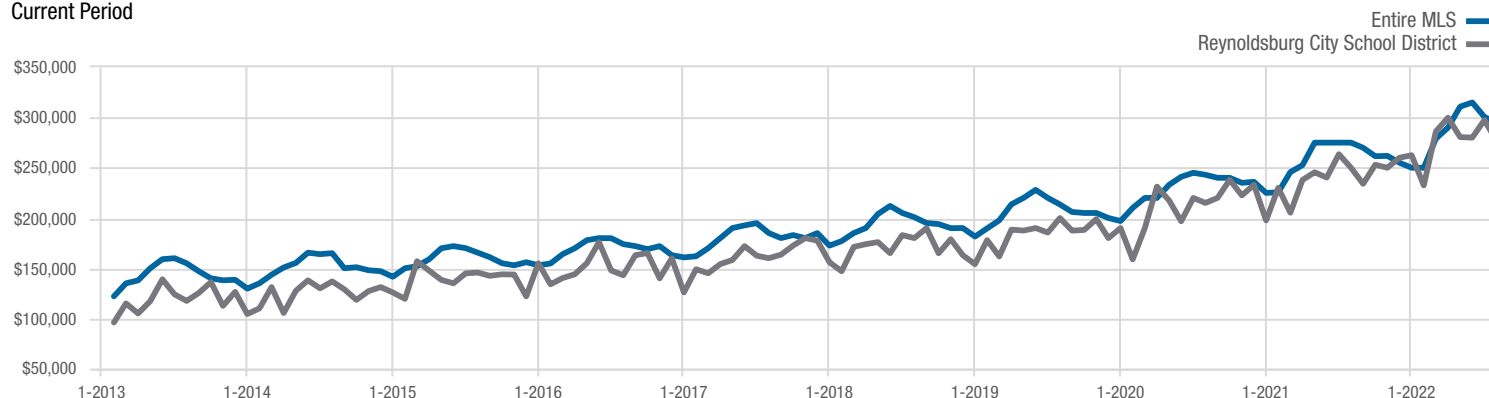
In Contracts

■ 2021 ■ 2022



Median Sales Price

Current Period



Each data point represents the median sales price in a given month.

Local Market Update – August 2022

A RESEARCH TOOL PROVIDED BY THE COLUMBUS REALTORS®
BASED ON RESIDENTIAL LISTING DATA ONLY

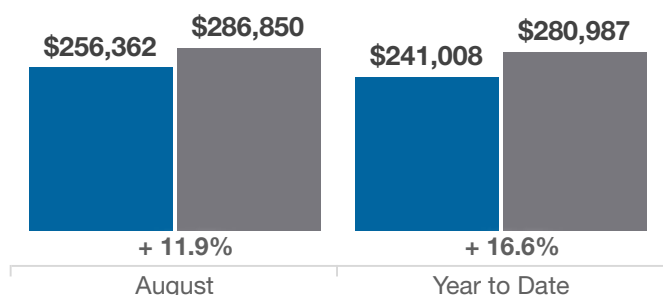


Reynoldsburg City School District

Franklin, Fairfield and Licking Counties

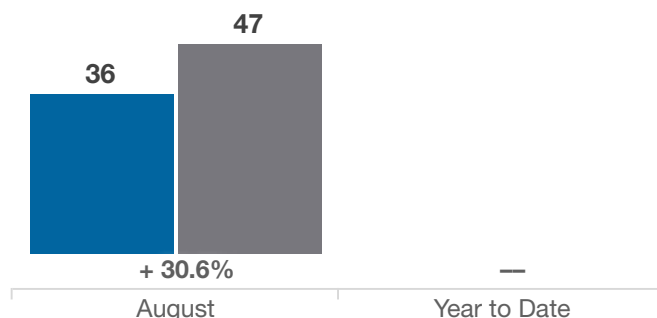
Average Sales Price

■ 2021 ■ 2022



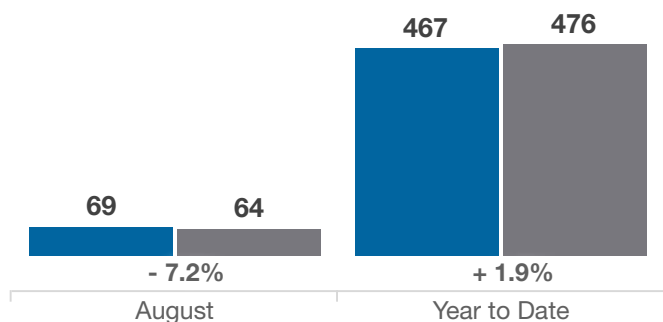
Inventory of Homes for Sale

■ 2021 ■ 2022



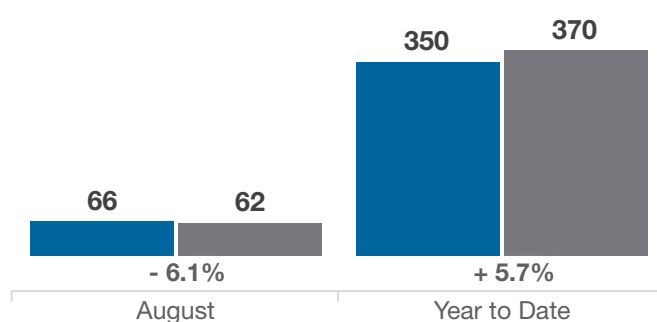
New Listings

■ 2021 ■ 2022



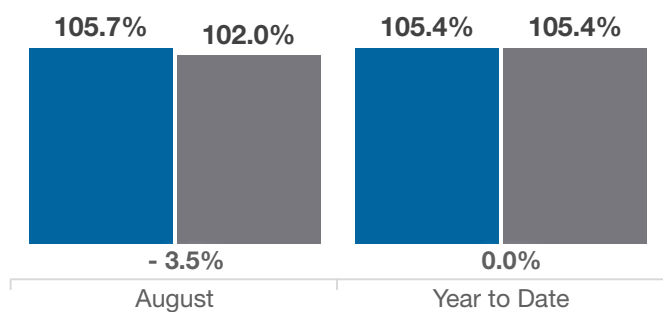
Single Family Sales

■ 2021 ■ 2022



Pct. Of Orig. List Price Received

■ 2021 ■ 2022



Condo Sales

■ 2021 ■ 2022

