

# Local Market Update – August 2022

A RESEARCH TOOL PROVIDED BY THE COLUMBUS REALTORS®  
BASED ON RESIDENTIAL LISTING DATA ONLY



## South-Western City School District (Grove City)

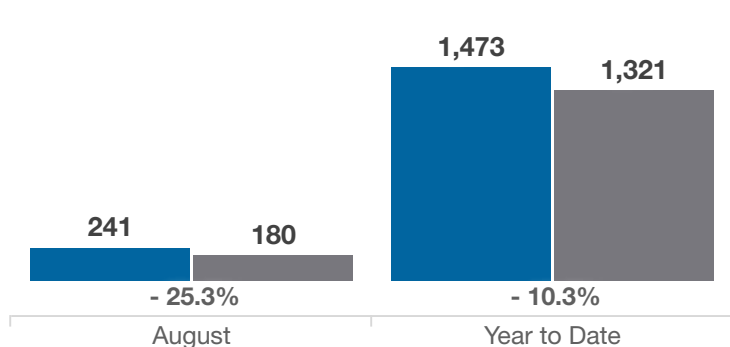
Franklin and Pickaway Counties

Key Metrics	August			Year to Date		
	2021	2022	% Change	Thru 8-2021	Thru 8-2022	% Change
Closed Sales	241	180	- 25.3%	1,473	1,321	- 10.3%
In Contracts	295	200	- 32.2%	1,635	1,400	- 14.4%
Average Sales Price*	\$266,924	\$302,763	+ 13.4%	\$254,055	\$286,776	+ 12.9%
Median Sales Price*	\$250,000	\$273,700	+ 9.5%	\$238,000	\$270,000	+ 13.4%
Average Price Per Square Foot*	\$161.41	\$179.21	+ 11.0%	\$155.65	\$178.13	+ 14.4%
Percent of Original List Price Received*	103.5%	100.3%	- 3.1%	104.0%	103.2%	- 0.8%
Percent of Last List Price Received*	103.8%	101.4%	- 2.3%	103.9%	103.5%	- 0.4%
Days on Market Until Sale	9	13	+ 44.4%	10	13	+ 30.0%
New Listings	242	192	- 20.7%	1,734	1,520	- 12.3%
Median List Price of New Listings	\$239,900	\$259,900	+ 8.3%	\$230,000	\$259,900	+ 13.0%
Median List Price at Time of Sale	\$239,900	\$263,450	+ 9.8%	\$225,000	\$256,900	+ 14.2%
Inventory of Homes for Sale	121	147	+ 21.5%	—	—	—
Months Supply of Inventory	0.6	0.8	+ 33.3%	—	—	—

\* Does not account for sale concessions and/or downpayment assistance. | Percent changes are calculated using rounded figures and can sometimes look extreme due to small sample size.

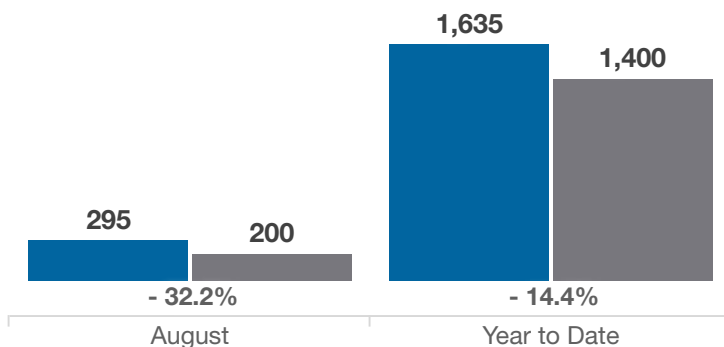
### Closed Sales

■ 2021 ■ 2022



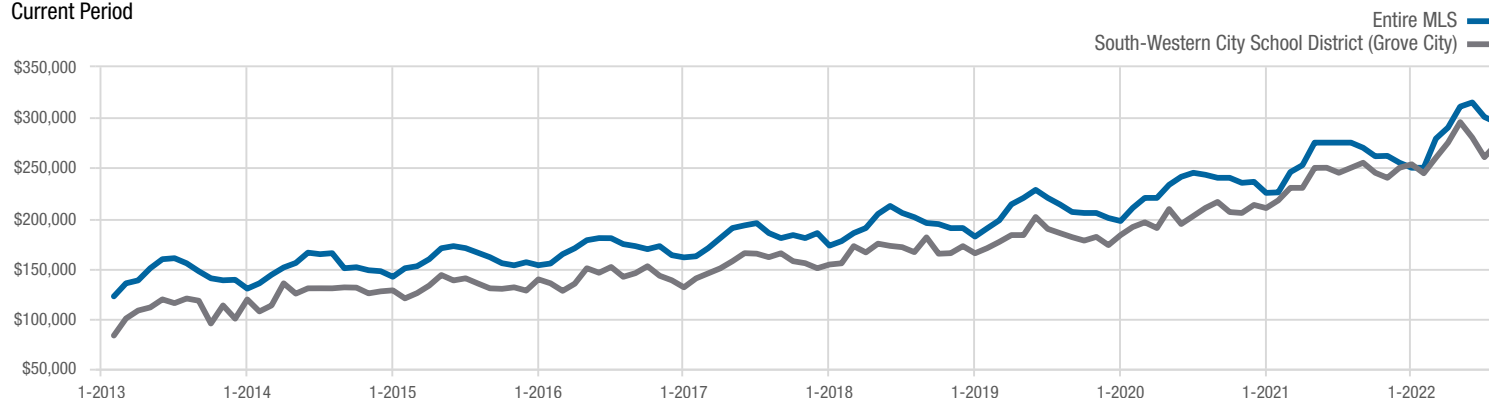
### In Contracts

■ 2021 ■ 2022



### Median Sales Price

Current Period



Each data point represents the median sales price in a given month.

# Local Market Update – August 2022

A RESEARCH TOOL PROVIDED BY THE COLUMBUS REALTORS®  
BASED ON RESIDENTIAL LISTING DATA ONLY

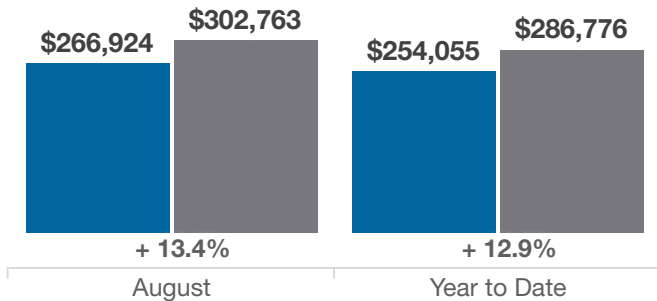


## South-Western City School District (Grove City)

Franklin and Pickaway Counties

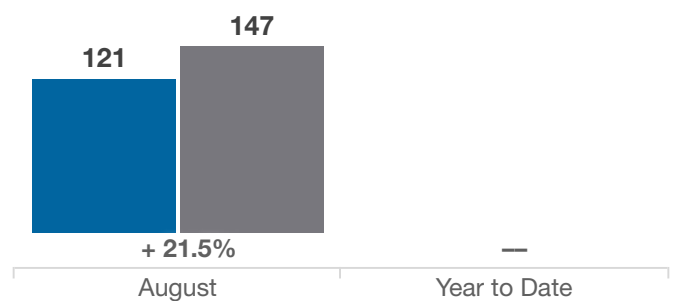
### Average Sales Price

■ 2021 ■ 2022



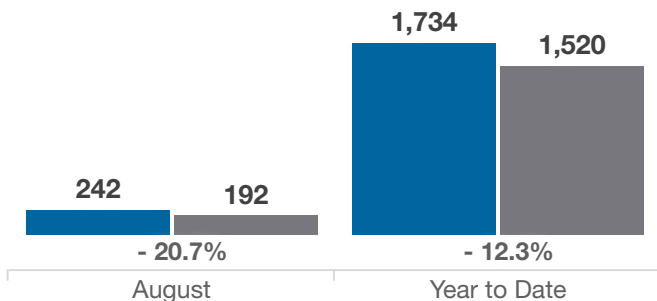
### Inventory of Homes for Sale

■ 2021 ■ 2022



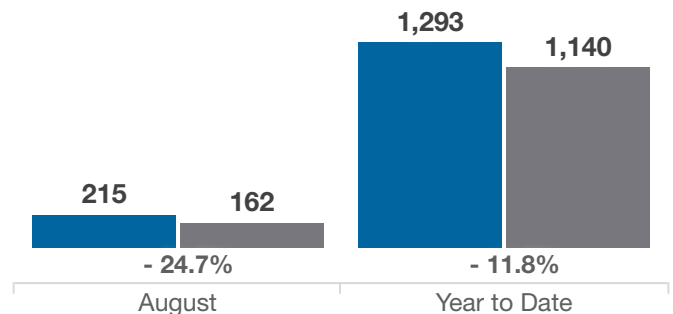
### New Listings

■ 2021 ■ 2022



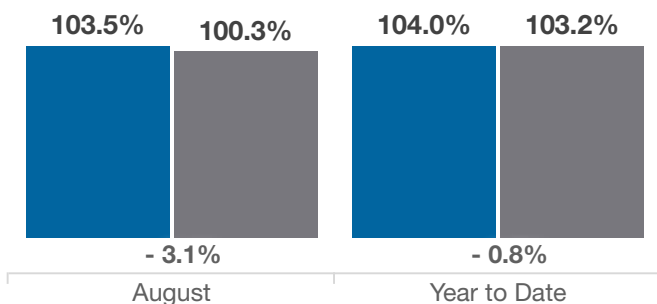
### Single Family Sales

■ 2021 ■ 2022



### Pct. Of Orig. List Price Received

■ 2021 ■ 2022



### Condo Sales

■ 2021 ■ 2022

