

# Local Market Update – August 2022

A RESEARCH TOOL PROVIDED BY THE COLUMBUS REALTORS®  
BASED ON RESIDENTIAL LISTING DATA ONLY



## Washington Court House City School District

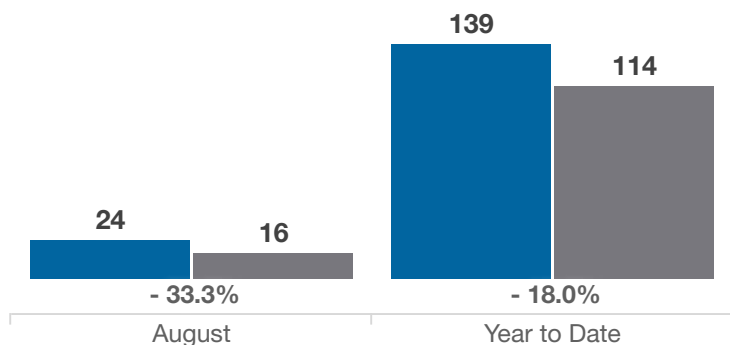
Fayette County

Key Metrics	August			Year to Date		
	2021	2022	% Change	Thru 8-2021	Thru 8-2022	% Change
Closed Sales	24	16	- 33.3%	139	114	- 18.0%
In Contracts	46	21	- 54.3%	178	125	- 29.8%
Average Sales Price*	\$154,575	\$167,225	+ 8.2%	\$155,025	\$177,363	+ 14.4%
Median Sales Price*	\$141,000	\$159,450	+ 13.1%	\$148,000	\$164,800	+ 11.4%
Average Price Per Square Foot*	\$101.01	\$110.25	+ 9.1%	\$100.21	\$114.43	+ 14.2%
Percent of Original List Price Received*	98.6%	93.6%	- 5.1%	99.9%	98.2%	- 1.7%
Percent of Last List Price Received*	98.7%	97.1%	- 1.6%	100.0%	100.2%	+ 0.2%
Days on Market Until Sale	17	19	+ 11.8%	32	15	- 53.1%
New Listings	33	27	- 18.2%	189	154	- 18.5%
Median List Price of New Listings	\$134,000	\$164,900	+ 23.1%	\$144,316	\$164,700	+ 14.1%
Median List Price at Time of Sale	\$139,450	\$164,888	+ 18.2%	\$149,650	\$159,500	+ 6.6%
Inventory of Homes for Sale	24	29	+ 20.8%	—	—	—
Months Supply of Inventory	1.2	1.7	+ 41.7%	—	—	—

\* Does not account for sale concessions and/or downpayment assistance. | Percent changes are calculated using rounded figures and can sometimes look extreme due to small sample size.

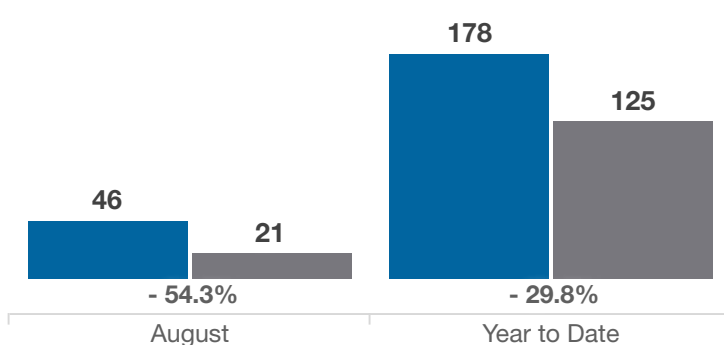
### Closed Sales

■ 2021 ■ 2022



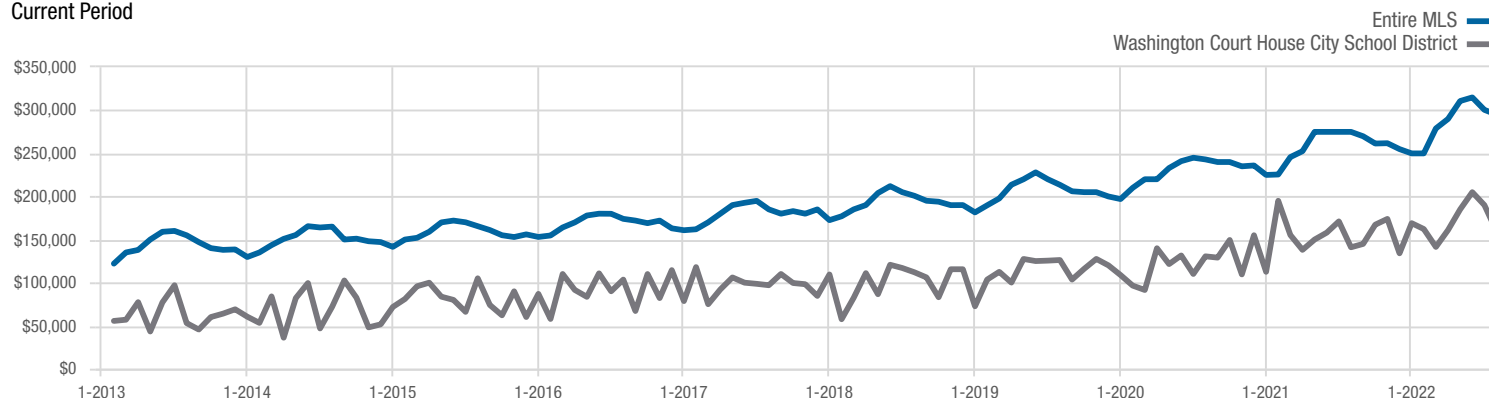
### In Contracts

■ 2021 ■ 2022



### Median Sales Price

Current Period



Each data point represents the median sales price in a given month.

# Local Market Update – August 2022

A RESEARCH TOOL PROVIDED BY THE COLUMBUS REALTORS®  
BASED ON RESIDENTIAL LISTING DATA ONLY

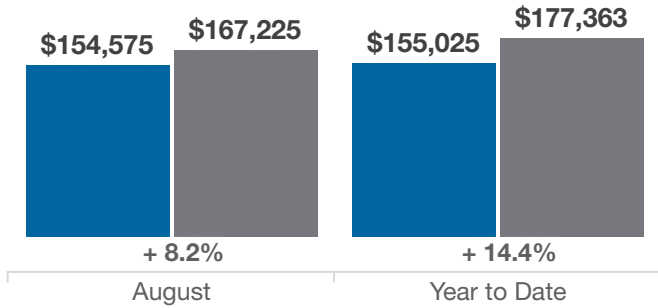


## Washington Court House City School District

Fayette County

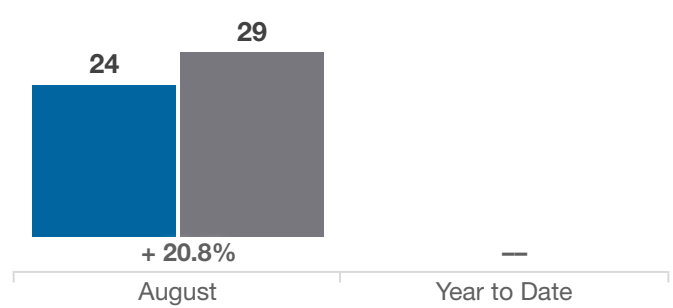
### Average Sales Price

■ 2021 ■ 2022



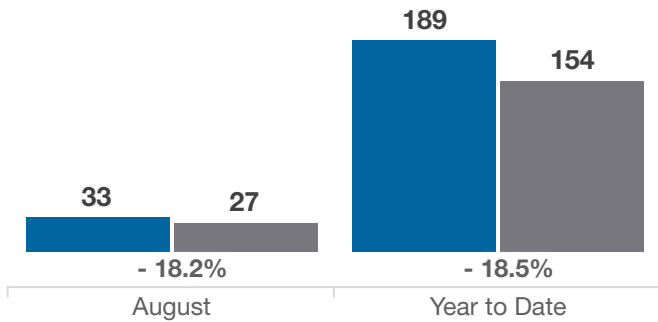
### Inventory of Homes for Sale

■ 2021 ■ 2022



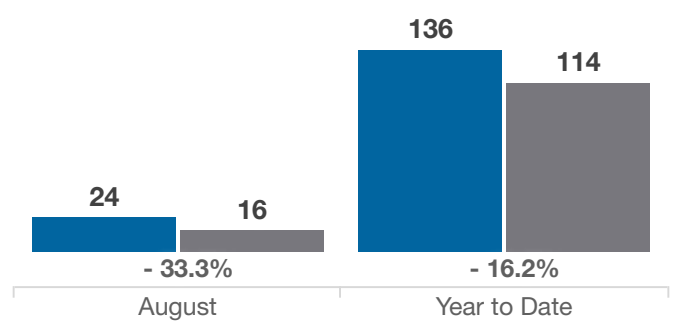
### New Listings

■ 2021 ■ 2022



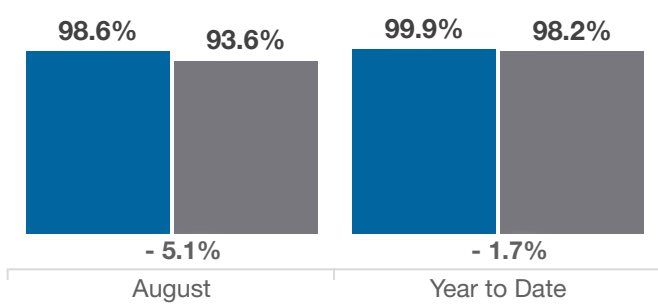
### Single Family Sales

■ 2021 ■ 2022



### Pct. Of Orig. List Price Received

■ 2021 ■ 2022



### Condo Sales

■ 2021 ■ 2022

