

# Local Market Update – October 2022

A RESEARCH TOOL PROVIDED BY THE COLUMBUS REALTORS®  
BASED ON RESIDENTIAL LISTING DATA ONLY



## Buckeye Valley Local School District

Delaware, Morrow, and Union Counties

Key Metrics	October			Year to Date		
	2021	2022	% Change	Thru 10-2021	Thru 10-2022	% Change
Closed Sales	40	16	- 60.0%	246	212	- 13.8%
In Contracts	35	20	- 42.9%	255	219	- 14.1%
Average Sales Price*	\$392,093	\$421,144	+ 7.4%	\$400,247	\$439,969	+ 9.9%
Median Sales Price*	\$388,750	\$456,000	+ 17.3%	\$405,000	\$442,000	+ 9.1%
Average Price Per Square Foot*	\$182.28	\$185.53	+ 1.8%	\$191.78	\$208.72	+ 8.8%
Percent of Original List Price Received*	99.8%	94.4%	- 5.4%	100.8%	100.7%	- 0.1%
Percent of Last List Price Received*	100.7%	96.6%	- 4.1%	101.6%	101.6%	0.0%
Days on Market Until Sale	24	27	+ 12.5%	22	22	0.0%
New Listings	21	15	- 28.6%	266	234	- 12.0%
Median List Price of New Listings	\$422,000	\$389,900	- 7.6%	\$399,900	\$448,000	+ 12.0%
Median List Price at Time of Sale	\$394,900	\$467,450	+ 18.4%	\$399,000	\$429,000	+ 7.5%
Inventory of Homes for Sale	26	22	- 15.4%	—	—	—
Months Supply of Inventory	1.0	1.0	0.0%	—	—	—

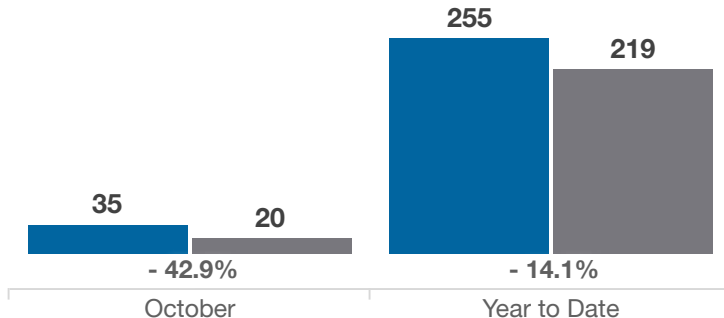
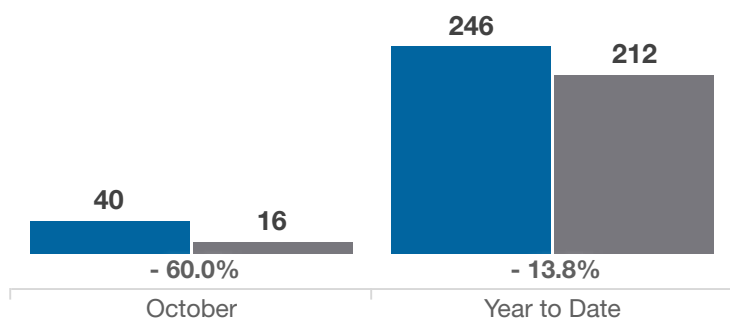
\* Does not account for sale concessions and/or downpayment assistance. | Percent changes are calculated using rounded figures and can sometimes look extreme due to small sample size.

### Closed Sales

■ 2021 ■ 2022

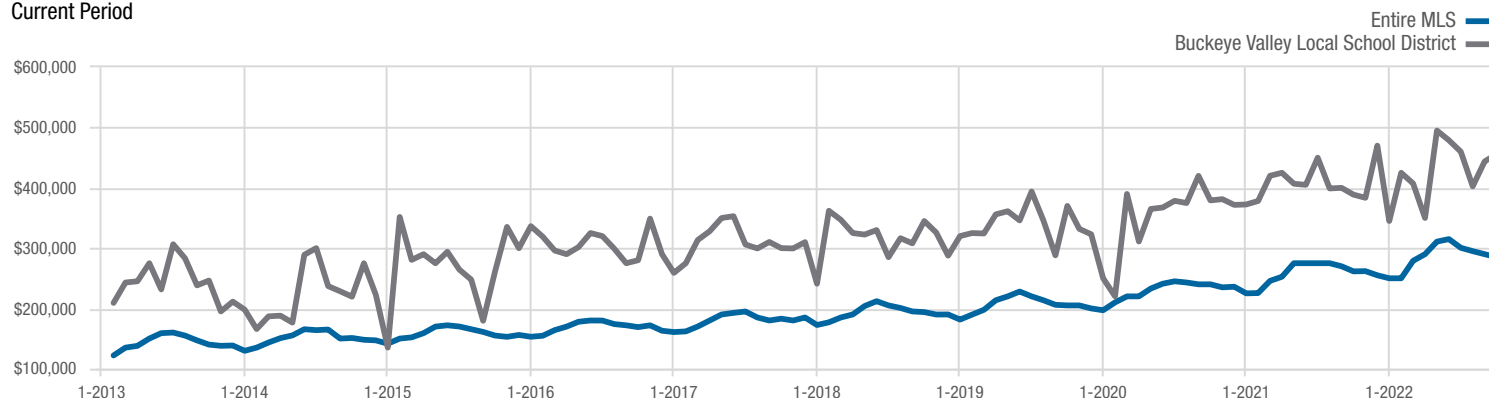
### In Contracts

■ 2021 ■ 2022



### Median Sales Price

Current Period



Each data point represents the median sales price in a given month.

# Local Market Update – October 2022

A RESEARCH TOOL PROVIDED BY THE COLUMBUS REALTORS®  
BASED ON RESIDENTIAL LISTING DATA ONLY

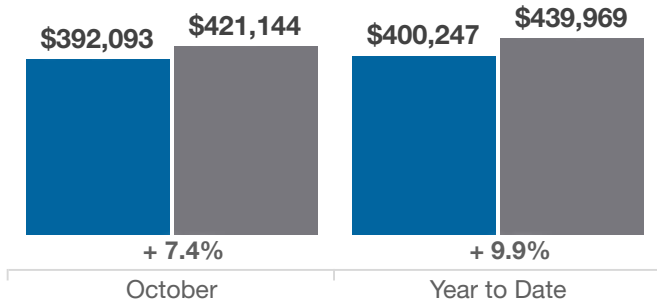


## Buckeye Valley Local School District

Delaware, Morrow, and Union Counties

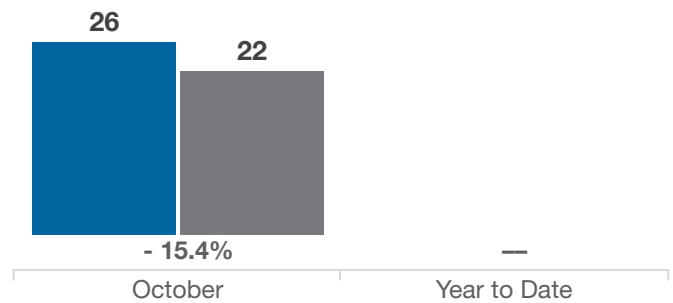
### Average Sales Price

■ 2021 ■ 2022



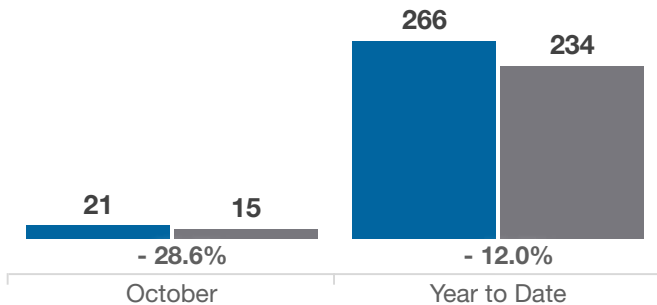
### Inventory of Homes for Sale

■ 2021 ■ 2022



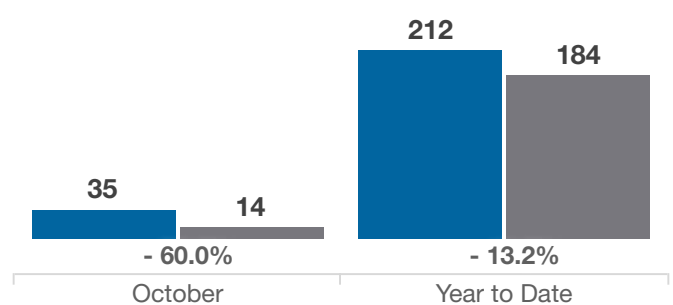
### New Listings

■ 2021 ■ 2022



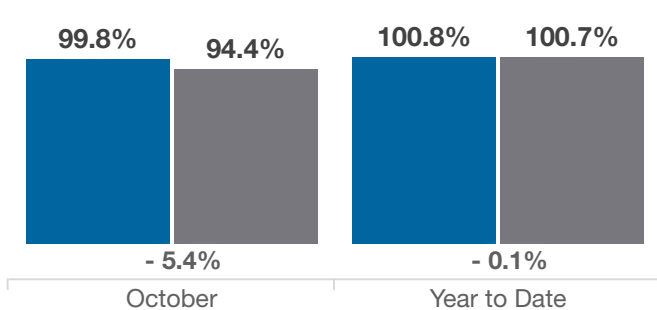
### Single Family Sales

■ 2021 ■ 2022



### Pct. Of Orig. List Price Received

■ 2021 ■ 2022



### Condo Sales

■ 2021 ■ 2022

