

# Local Market Update – October 2022

A RESEARCH TOOL PROVIDED BY THE COLUMBUS REALTORS®  
BASED ON RESIDENTIAL LISTING DATA ONLY



## Dublin City School District

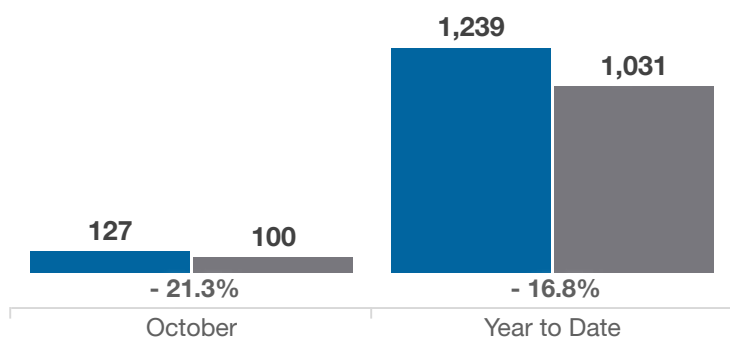
Franklin, Delaware and Union Counties

Key Metrics	October			Year to Date		
	2021	2022	% Change	Thru 10-2021	Thru 10-2022	% Change
Closed Sales	127	100	- 21.3%	1,239	1,031	- 16.8%
In Contracts	124	102	- 17.7%	1,293	1,074	- 16.9%
Average Sales Price*	\$463,939	\$565,628	+ 21.9%	\$461,394	\$512,783	+ 11.1%
Median Sales Price*	\$410,000	\$510,500	+ 24.5%	\$415,000	\$460,000	+ 10.8%
Average Price Per Square Foot*	\$192.89	\$220.99	+ 14.6%	\$191.68	\$214.76	+ 12.0%
Percent of Original List Price Received*	99.7%	98.9%	- 0.8%	102.0%	102.8%	+ 0.8%
Percent of Last List Price Received*	101.1%	100.4%	- 0.7%	102.6%	103.3%	+ 0.7%
Days on Market Until Sale	20	18	- 10.0%	17	13	- 23.5%
New Listings	109	83	- 23.9%	1,337	1,206	- 9.8%
Median List Price of New Listings	\$415,000	\$499,900	+ 20.5%	\$419,000	\$479,950	+ 14.5%
Median List Price at Time of Sale	\$419,000	\$499,450	+ 19.2%	\$406,900	\$445,000	+ 9.4%
Inventory of Homes for Sale	75	106	+ 41.3%	—	—	—
Months Supply of Inventory	0.6	1.0	+ 66.7%	—	—	—

\* Does not account for sale concessions and/or downpayment assistance. | Percent changes are calculated using rounded figures and can sometimes look extreme due to small sample size.

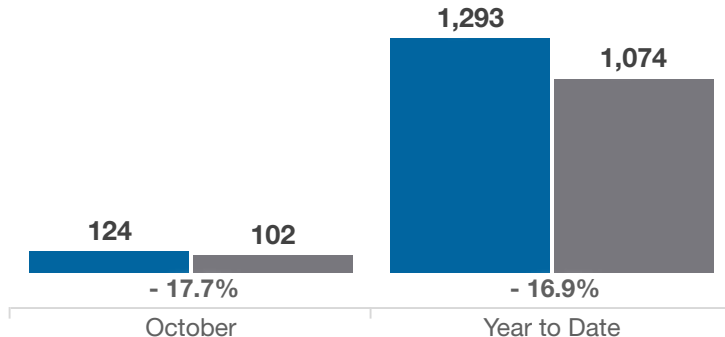
### Closed Sales

■ 2021 ■ 2022



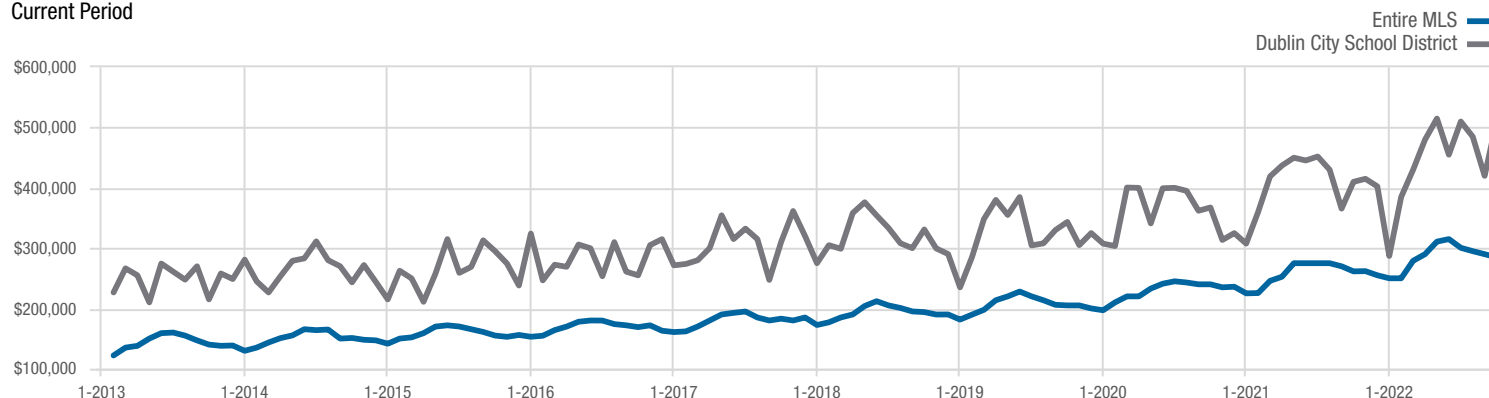
### In Contracts

■ 2021 ■ 2022



### Median Sales Price

Current Period



Each data point represents the median sales price in a given month.

# Local Market Update – October 2022

A RESEARCH TOOL PROVIDED BY THE COLUMBUS REALTORS®  
BASED ON RESIDENTIAL LISTING DATA ONLY

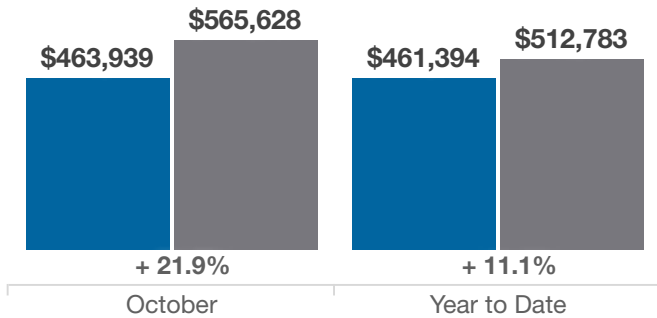


## Dublin City School District

Franklin, Delaware and Union Counties

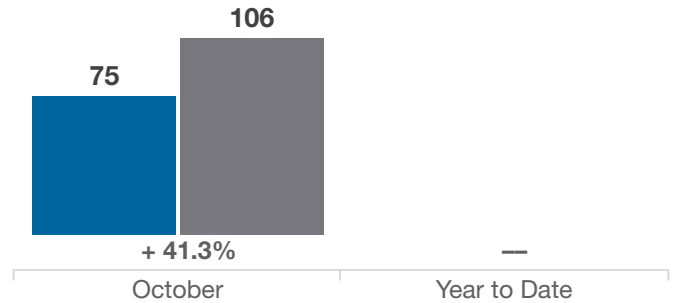
### Average Sales Price

■ 2021 ■ 2022



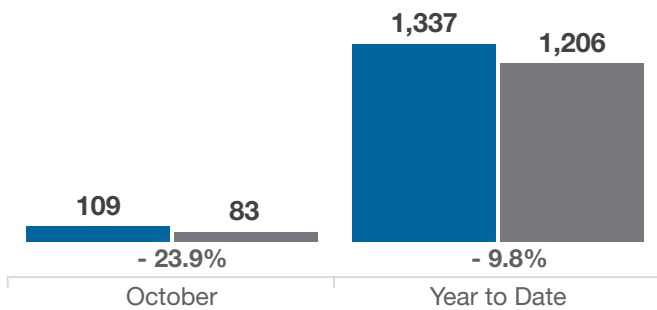
### Inventory of Homes for Sale

■ 2021 ■ 2022



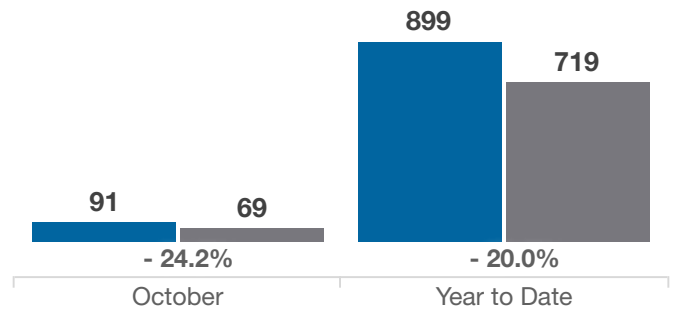
### New Listings

■ 2021 ■ 2022



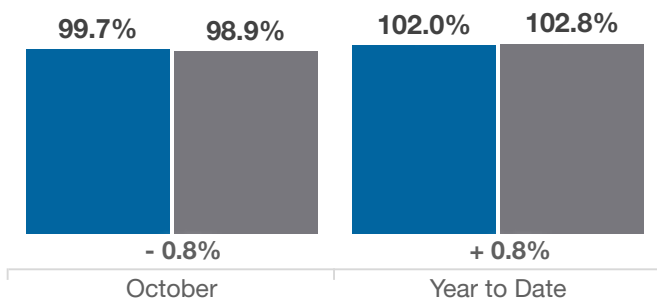
### Single Family Sales

■ 2021 ■ 2022



### Pct. Of Orig. List Price Received

■ 2021 ■ 2022



### Condo Sales

■ 2021 ■ 2022

