

# Local Market Update – October 2022

A RESEARCH TOOL PROVIDED BY THE COLUMBUS REALTORS®  
BASED ON RESIDENTIAL LISTING DATA ONLY



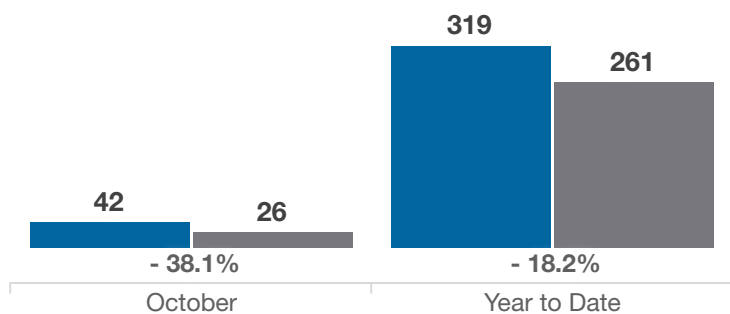
## Fayette County

Key Metrics	October			Year to Date		
	2021	2022	% Change	Thru 10-2021	Thru 10-2022	% Change
Closed Sales	42	26	- 38.1%	319	261	- 18.2%
In Contracts	42	23	- 45.2%	342	261	- 23.7%
Average Sales Price*	\$197,224	\$187,812	- 4.8%	\$174,843	\$192,729	+ 10.2%
Median Sales Price*	\$169,700	\$191,000	+ 12.6%	\$159,900	\$180,000	+ 12.6%
Average Price Per Square Foot*	\$111.20	\$130.86	+ 17.7%	\$108.89	\$125.36	+ 15.1%
Percent of Original List Price Received*	95.7%	96.1%	+ 0.4%	99.0%	97.4%	- 1.6%
Percent of Last List Price Received*	97.3%	97.9%	+ 0.6%	99.9%	99.5%	- 0.4%
Days on Market Until Sale	25	22	- 12.0%	27	17	- 37.0%
New Listings	32	29	- 9.4%	365	315	- 13.7%
Median List Price of New Listings	\$169,500	\$174,900	+ 3.2%	\$154,900	\$179,900	+ 16.1%
Median List Price at Time of Sale	\$169,950	\$193,450	+ 13.8%	\$154,900	\$179,900	+ 16.1%
Inventory of Homes for Sale	38	40	+ 5.3%	—	—	—
Months Supply of Inventory	1.2	1.5	+ 25.0%	—	—	—

\* Does not account for sale concessions and/or downpayment assistance. | Percent changes are calculated using rounded figures and can sometimes look extreme due to small sample size.

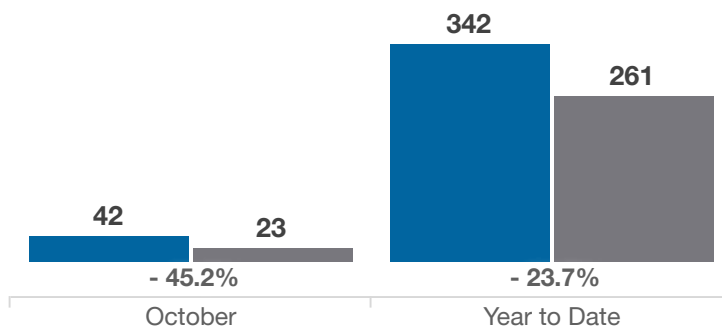
### Closed Sales

■ 2021 ■ 2022



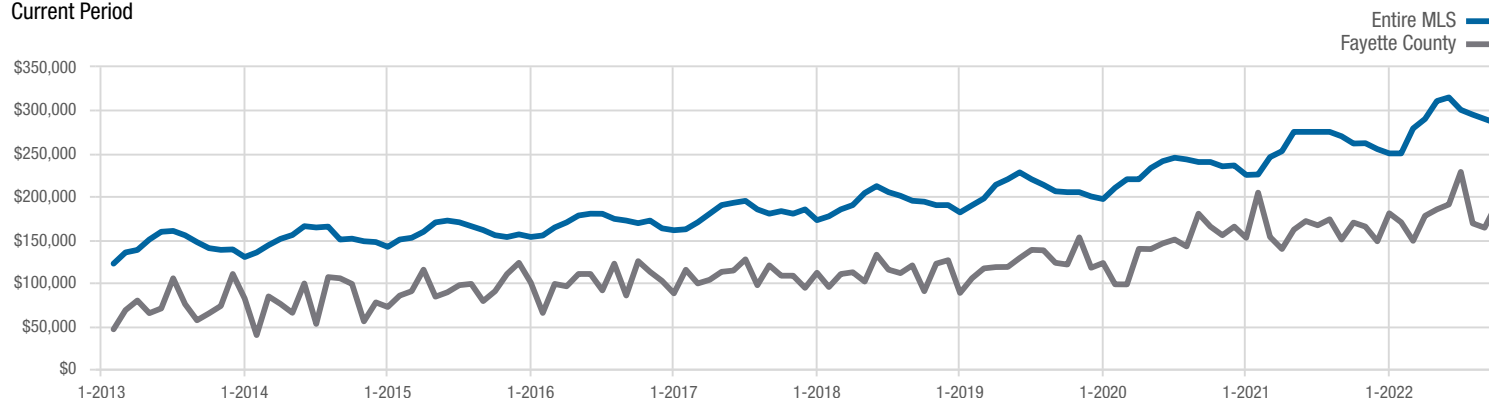
### In Contracts

■ 2021 ■ 2022



### Median Sales Price

Current Period



Each data point represents the median sales price in a given month.

# Local Market Update – October 2022

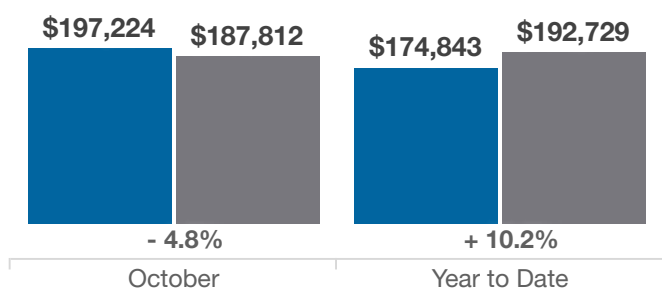
A RESEARCH TOOL PROVIDED BY THE COLUMBUS REALTORS®  
BASED ON RESIDENTIAL LISTING DATA ONLY



## Fayette County

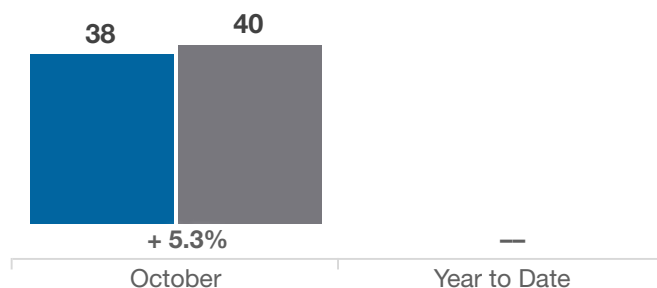
### Average Sales Price

■ 2021 ■ 2022



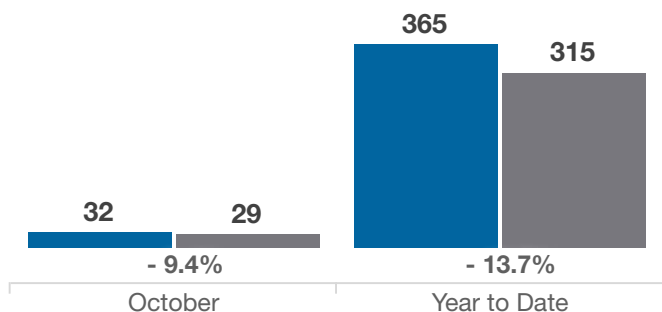
### Inventory of Homes for Sale

■ 2021 ■ 2022



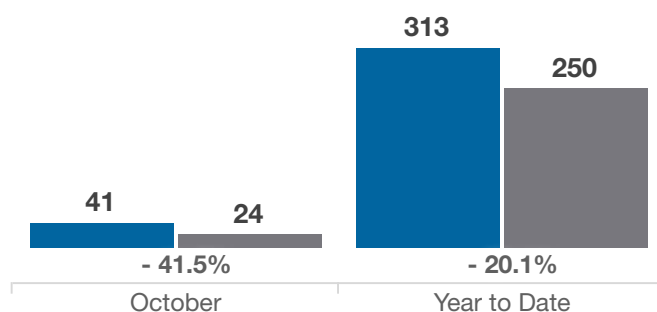
### New Listings

■ 2021 ■ 2022



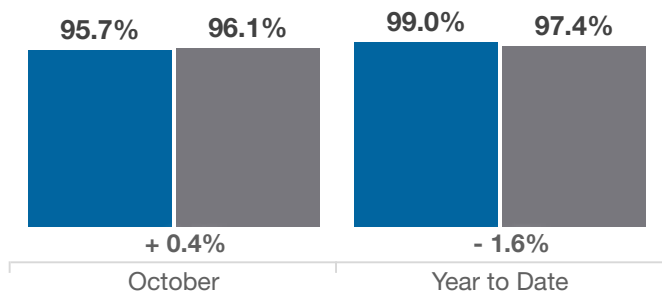
### Single Family Sales

■ 2021 ■ 2022



### Pct. Of Orig. List Price Received

■ 2021 ■ 2022



### Condo Sales

■ 2021 ■ 2022

