

# Local Market Update – October 2022

A RESEARCH TOOL PROVIDED BY THE COLUMBUS REALTORS®  
BASED ON RESIDENTIAL LISTING DATA ONLY



## Miami Trace Local School District

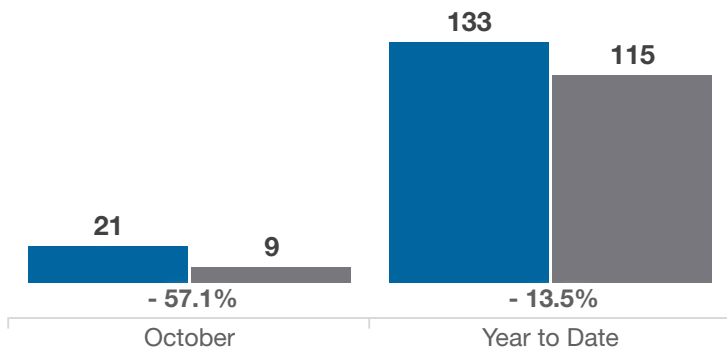
Fayette, Madison, Pickaway and Ross Counties

Key Metrics	October			Year to Date		
	2021	2022	% Change	Thru 10-2021	Thru 10-2022	% Change
Closed Sales	21	9	- 57.1%	133	115	- 13.5%
In Contracts	19	12	- 36.8%	136	116	- 14.7%
Average Sales Price*	\$225,148	\$169,056	- 24.9%	\$198,993	\$211,461	+ 6.3%
Median Sales Price*	\$195,000	\$127,000	- 34.9%	\$179,000	\$206,000	+ 15.1%
Average Price Per Square Foot*	\$119.38	\$124.81	+ 4.5%	\$117.87	\$135.57	+ 15.0%
Percent of Original List Price Received*	95.1%	93.2%	- 2.0%	98.2%	96.7%	- 1.5%
Percent of Last List Price Received*	96.9%	96.0%	- 0.9%	99.8%	99.1%	- 0.7%
Days on Market Until Sale	20	21	+ 5.0%	21	19	- 9.5%
New Listings	13	8	- 38.5%	145	138	- 4.8%
Median List Price of New Listings	\$214,950	\$248,000	+ 15.4%	\$174,900	\$199,900	+ 14.3%
Median List Price at Time of Sale	\$189,900	\$129,900	- 31.6%	\$177,000	\$199,900	+ 12.9%
Inventory of Homes for Sale	15	14	- 6.7%	—	—	—
Months Supply of Inventory	1.1	1.2	+ 9.1%	—	—	—

\* Does not account for sale concessions and/or downpayment assistance. | Percent changes are calculated using rounded figures and can sometimes look extreme due to small sample size.

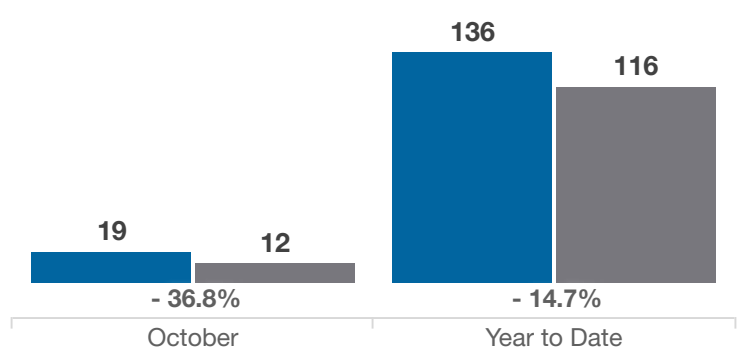
### Closed Sales

■ 2021 ■ 2022



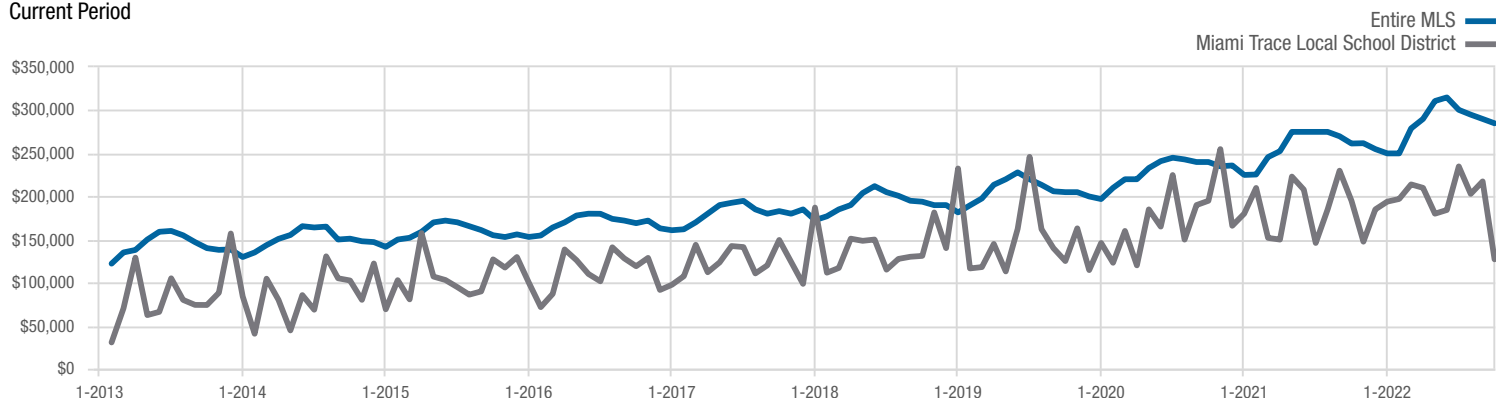
### In Contracts

■ 2021 ■ 2022



### Median Sales Price

Current Period



Each data point represents the median sales price in a given month.

# Local Market Update – October 2022

A RESEARCH TOOL PROVIDED BY THE COLUMBUS REALTORS®  
BASED ON RESIDENTIAL LISTING DATA ONLY

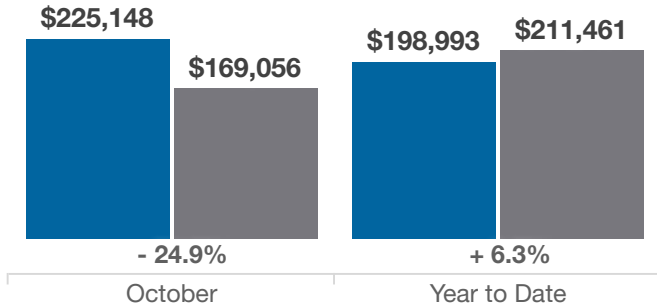


## Miami Trace Local School District

Fayette, Madison, Pickaway and Ross Counties

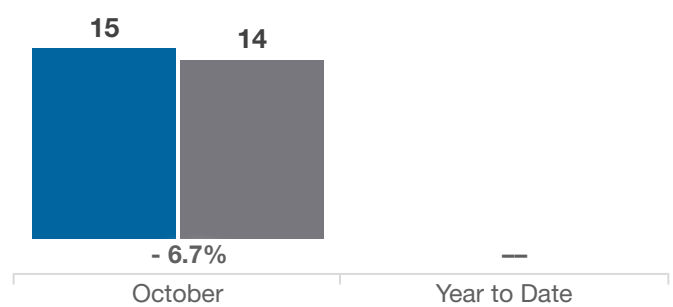
### Average Sales Price

■ 2021 ■ 2022



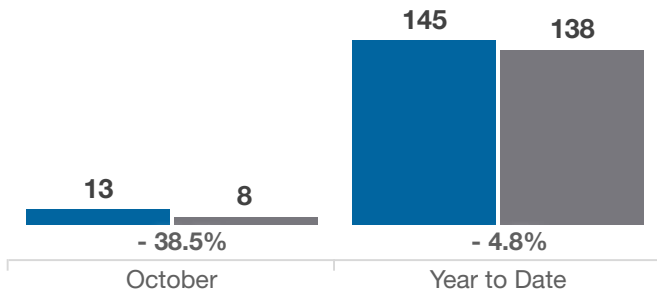
### Inventory of Homes for Sale

■ 2021 ■ 2022



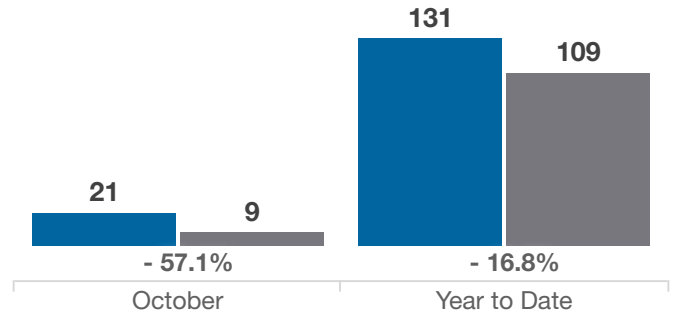
### New Listings

■ 2021 ■ 2022



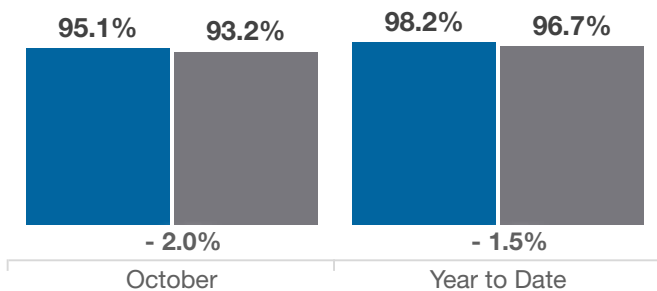
### Single Family Sales

■ 2021 ■ 2022



### Pct. Of Orig. List Price Received

■ 2021 ■ 2022



### Condo Sales

■ 2021 ■ 2022

