

Local Market Update – October 2022

A RESEARCH TOOL PROVIDED BY THE COLUMBUS REALTORS®
BASED ON RESIDENTIAL LISTING DATA ONLY



Minerva Park (Corp.)

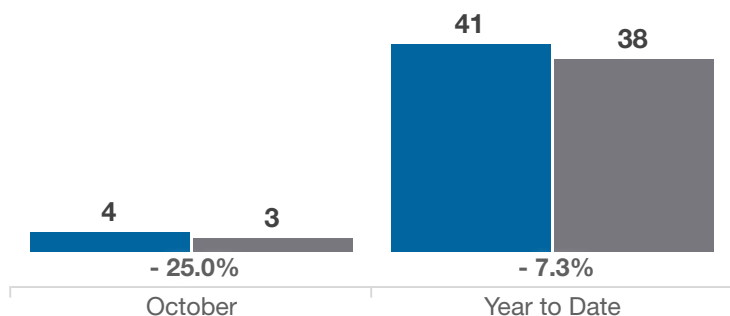
Franklin County

Key Metrics	October			Year to Date		
	2021	2022	% Change	Thru 10-2021	Thru 10-2022	% Change
Closed Sales	4	3	- 25.0%	41	38	- 7.3%
In Contracts	3	4	+ 33.3%	41	35	- 14.6%
Average Sales Price*	\$309,944	\$380,000	+ 22.6%	\$306,460	\$315,461	+ 2.9%
Median Sales Price*	\$307,389	\$345,000	+ 12.2%	\$305,000	\$304,500	- 0.2%
Average Price Per Square Foot*	\$166.88	\$244.71	+ 46.6%	\$177.93	\$198.46	+ 11.5%
Percent of Original List Price Received*	100.4%	96.4%	- 4.0%	104.0%	104.7%	+ 0.7%
Percent of Last List Price Received*	101.9%	98.4%	- 3.4%	104.2%	105.7%	+ 1.4%
Days on Market Until Sale	13	28	+ 115.4%	8	10	+ 25.0%
New Listings	1	3	+ 200.0%	43	39	- 9.3%
Median List Price of New Listings	\$250,000	\$339,900	+ 36.0%	\$295,000	\$299,999	+ 1.7%
Median List Price at Time of Sale	\$299,889	\$349,900	+ 16.7%	\$299,900	\$284,900	- 5.0%
Inventory of Homes for Sale	2	1	- 50.0%	—	—	—
Months Supply of Inventory	0.5	0.2	- 60.0%	—	—	—

* Does not account for sale concessions and/or downpayment assistance. | Percent changes are calculated using rounded figures and can sometimes look extreme due to small sample size.

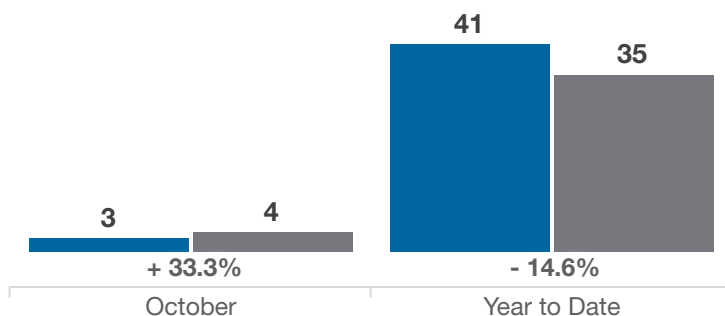
Closed Sales

■ 2021 ■ 2022



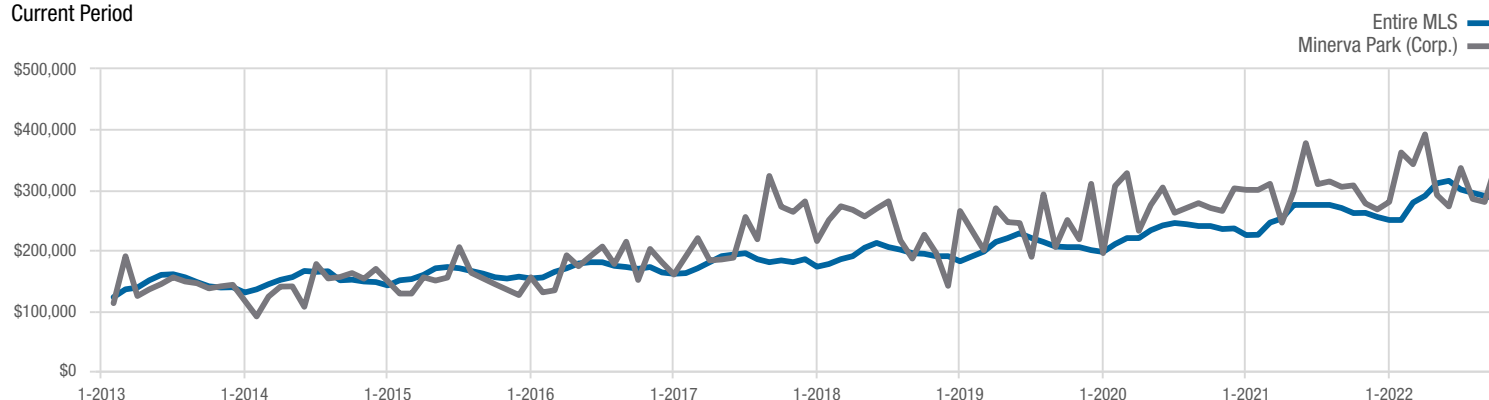
In Contracts

■ 2021 ■ 2022



Median Sales Price

Current Period



Each data point represents the median sales price in a given month.

Local Market Update – October 2022

A RESEARCH TOOL PROVIDED BY THE COLUMBUS REALTORS®
BASED ON RESIDENTIAL LISTING DATA ONLY

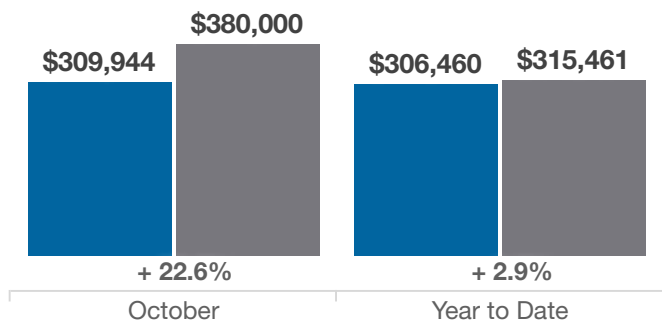


Minerva Park (Corp.)

Franklin County

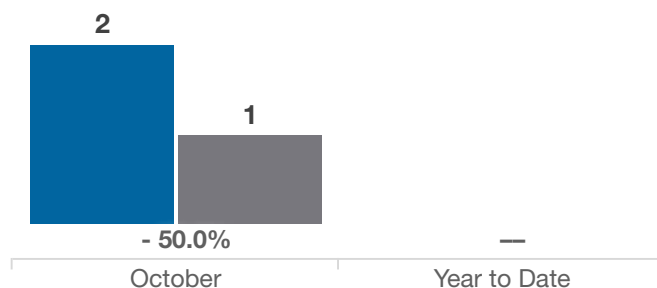
Average Sales Price

■ 2021 ■ 2022



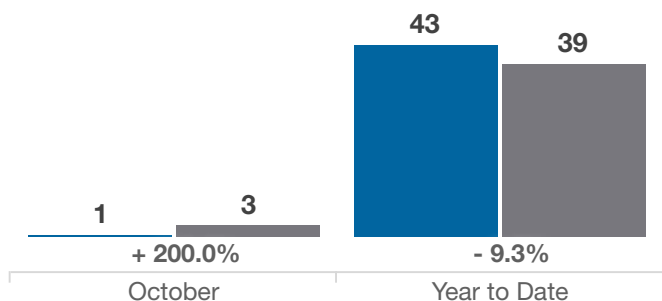
Inventory of Homes for Sale

■ 2021 ■ 2022



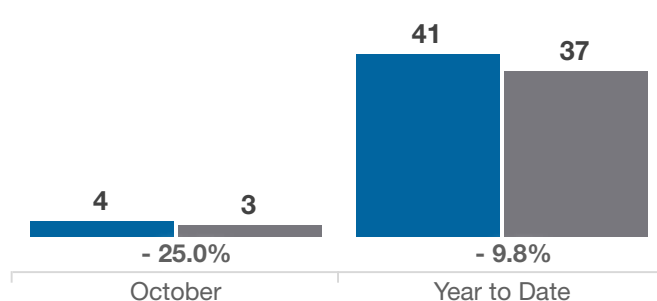
New Listings

■ 2021 ■ 2022



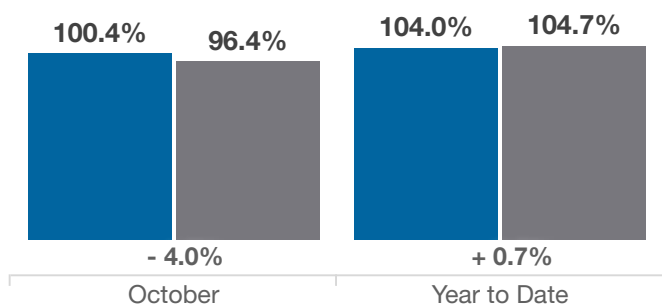
Single Family Sales

■ 2021 ■ 2022



Pct. Of Orig. List Price Received

■ 2021 ■ 2022



Condo Sales

■ 2021 ■ 2022

