

# Local Market Update – October 2022

A RESEARCH TOOL PROVIDED BY THE COLUMBUS REALTORS®  
BASED ON RESIDENTIAL LISTING DATA ONLY



## Northridge Local School District

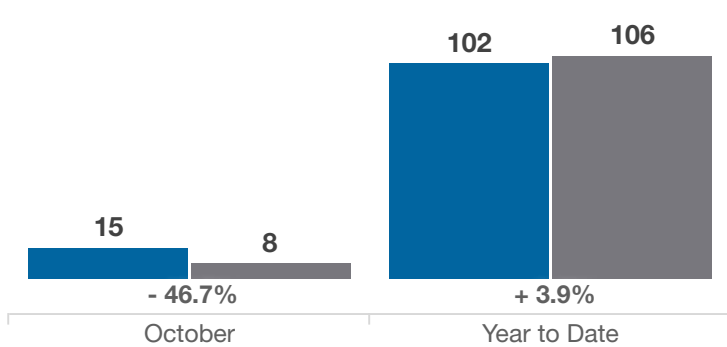
Delaware, Knox and Licking Counties

Key Metrics	October			Year to Date		
	2021	2022	% Change	Thru 10-2021	Thru 10-2022	% Change
Closed Sales	15	8	- 46.7%	102	106	+ 3.9%
In Contracts	20	10	- 50.0%	113	112	- 0.9%
Average Sales Price*	\$365,253	\$425,259	+ 16.4%	\$357,484	\$417,557	+ 16.8%
Median Sales Price*	\$389,900	\$361,040	- 7.4%	\$337,900	\$385,000	+ 13.9%
Average Price Per Square Foot*	\$188.78	\$233.86	+ 23.9%	\$165.69	\$220.37	+ 33.0%
Percent of Original List Price Received*	98.6%	93.9%	- 4.8%	101.5%	99.9%	- 1.6%
Percent of Last List Price Received*	98.5%	97.0%	- 1.5%	101.3%	100.8%	- 0.5%
Days on Market Until Sale	22	54	+ 145.5%	18	60	+ 233.3%
New Listings	14	5	- 64.3%	144	103	- 28.5%
Median List Price of New Listings	\$367,400	\$420,000	+ 14.3%	\$350,263	\$398,500	+ 13.8%
Median List Price at Time of Sale	\$383,500	\$395,000	+ 3.0%	\$329,900	\$390,000	+ 18.2%
Inventory of Homes for Sale	27	15	- 44.4%	—	—	—
Months Supply of Inventory	2.5	1.5	- 40.0%	—	—	—

\* Does not account for sale concessions and/or downpayment assistance. | Percent changes are calculated using rounded figures and can sometimes look extreme due to small sample size.

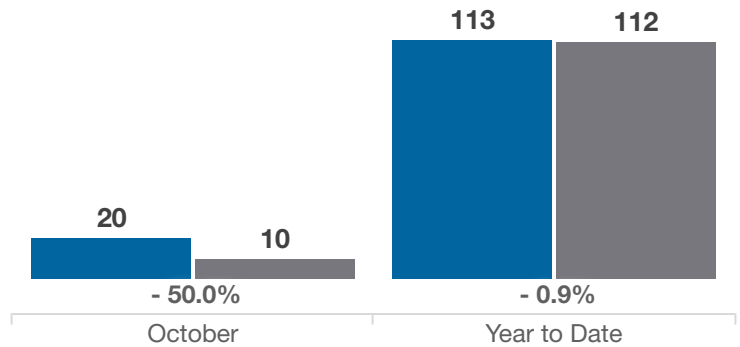
### Closed Sales

■ 2021 ■ 2022



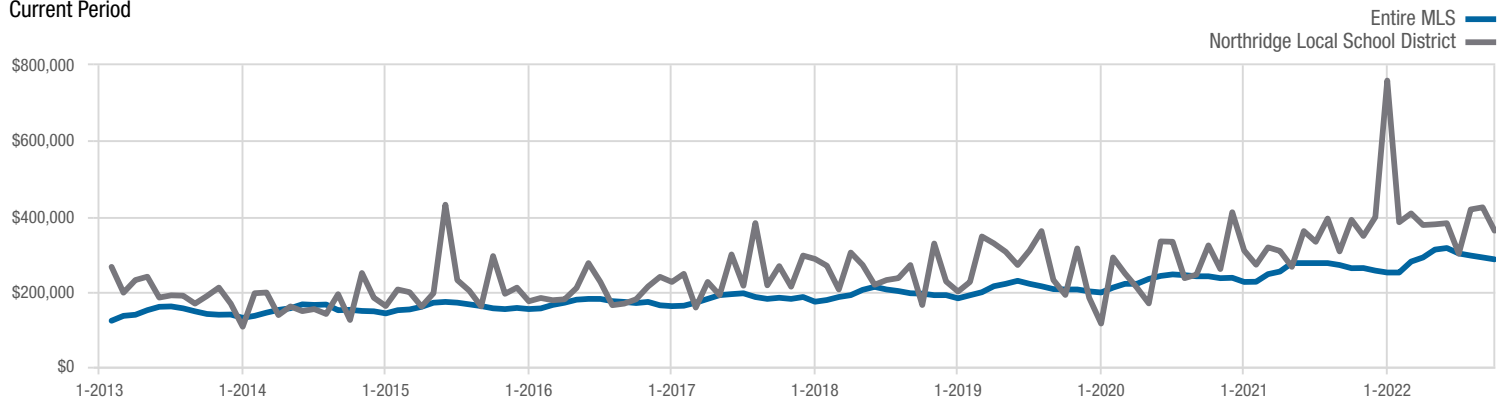
### In Contracts

■ 2021 ■ 2022



### Median Sales Price

Current Period



Each data point represents the median sales price in a given month.

# Local Market Update – October 2022

A RESEARCH TOOL PROVIDED BY THE COLUMBUS REALTORS®  
BASED ON RESIDENTIAL LISTING DATA ONLY

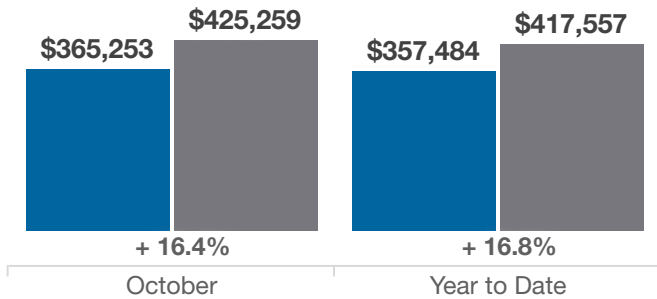


## Northridge Local School District

Delaware, Knox and Licking Counties

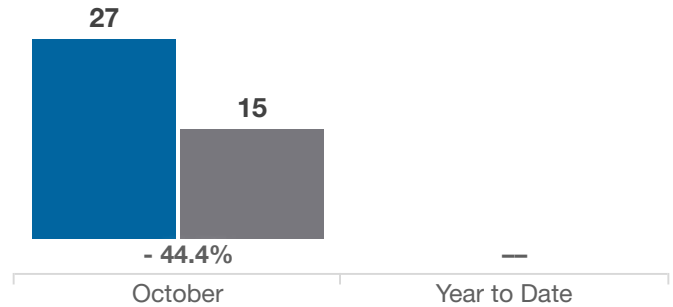
### Average Sales Price

■ 2021 ■ 2022



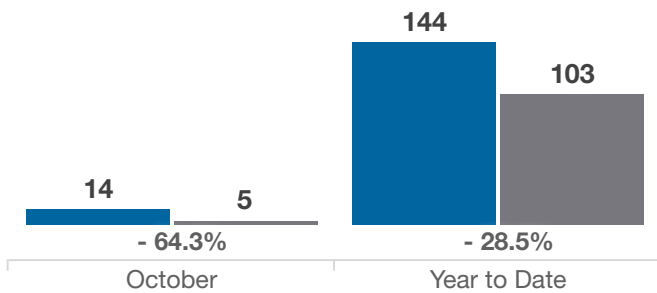
### Inventory of Homes for Sale

■ 2021 ■ 2022



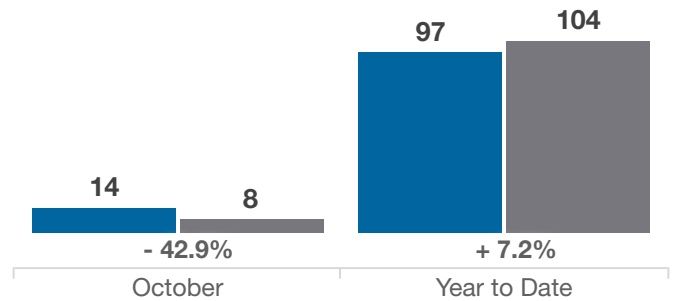
### New Listings

■ 2021 ■ 2022



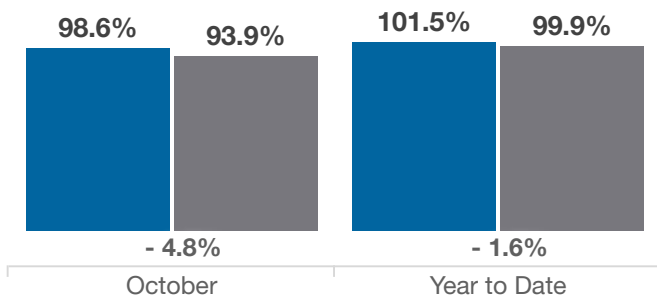
### Single Family Sales

■ 2021 ■ 2022



### Pct. Of Orig. List Price Received

■ 2021 ■ 2022



### Condo Sales

■ 2021 ■ 2022

